



ANTARES QG

art./ref. 6115

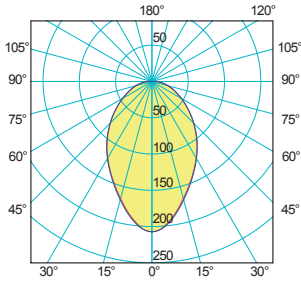
Power Led 3

388 LUMEN

203 Lux ad 1 m

74° ANGLE

LIGHTING



distance (m)	cone diameter (m)	illuminance (lx)
0.5	0.75 0.74	828
1.0	1.50 1.48	207
1.5	2.24 2.22	92
2.0	2.99 2.96	52
2.5	3.74 3.70	33
3.0	4.49 4.44	23

— C0 - C180 Half-Angle Value: 73.0°
— C90 - C270 Half-Angle Value: 73.8°



ANTARES TG / TPG

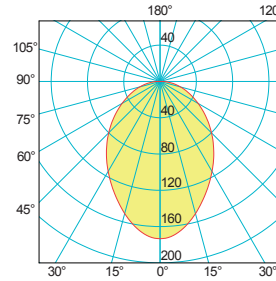
art./ref. 6105 / 6135

Power Led 3

370 LUMEN

173 Lux ad 1 m

84° ANGLE



distance (m)	cone diameter (m)	illuminance (lx)
0.5	0.90	693
1.0	1.81	173
1.5	2.71	77
2.0	3.61	43
2.5	4.52	28
3.0	5.42	19

Half-Angle Value: 84.2°



ANTARES QP

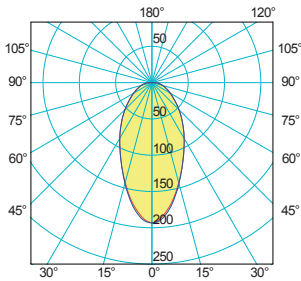
art./ref. 6110

Power Led 3

279 LUMEN

193 Lux ad 1 m

55° ANGLE



distance (m)	cone diameter (m)	illuminance (lx)
0.5	0.51 0.52	772
1.0	1.03 1.03	193
1.5	1.54 1.55	86
2.0	2.06 2.06	48
2.5	2.57 2.58	31
3.0	3.08 3.10	21

— C0 - C180 Half-Angle Value: 54.6°
— C90 - C270 Half-Angle Value: 54.4°



ANTARES TP / TPP

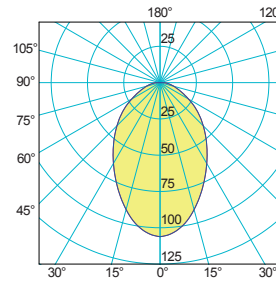
art./ref. 6100 / 6130

Power Led 3

195,5 LUMEN

106 Lux ad 1 m

37° ANGLE



distance (m)	cone diameter (m)	illuminance (lx)
0.5	0.17	424
1.0	0.66	106
1.5	1	47
2.0	1.34	26
2.5	1.68	16
3.0	2	11

Half-Angle Value: 37°



ANTARES SP

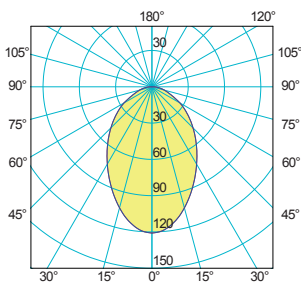
art./ref. 6120

Power Led 3

222 LUMEN

120 Lux ad 1 m

34° ANGLE



distance (m)	cone diameter (m)	illuminance (lx)
0.5	0.3	483
1.0	0.62	120
1.5	0.92	53
2.0	1.22	30
2.5	1.52	19
3.0	1.84	13

Half-Angle Value: 34°