


Energy that lives in your time.





VIMAR INTRODUCES ARKÉ: THE CONCRETE ANSWER TO TODAY'S NEEDS.



A new way of living household energy. With all the quality of Italian made products, Arké is Vimar's latest generation solution. This new range stands out for its contemporary design, modern materials, functional and user-friendly controls, home automation that helps save energy throughout the home. Arké makes a concrete and intelligent contribution to the consumer's daily life.

 CONTEMPORARY DESIGN

 USER-FRIENDLY, ADVANCED FUNCTIONS

 HOME AUTOMATION MANAGEMENT



ARKÉ CLASSIC

The cover plate with a regular design, neat corners and a linear profile. A stronger, more technological appearance underlined by materials like aluminium, metal and technopolymer, in a wide range of colours.

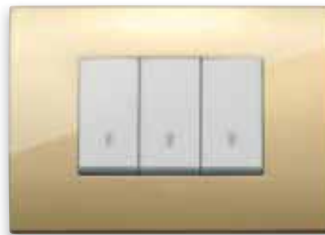
LARGE PROPORTIONS

TECHNOLOGICAL APPEARANCE

WIDE RANGE OF COLOURS



METAL-COLOR
VARNISHED METAL



METAL-ELITE
REFINED METAL



WOOD
SOLID WOOD



ALU-TECH
ALUMINIUM



COLOR-TECH
PAINTED TECHNOPOLYMER



TECNO-BASIC
SATIN TECHNOPOLYMER



ARKÉ ROUND

The sinuous version: smooth corners and a slightly rounded shape adding a softly stylish appearance to the cover plate. The selected materials, including Reflex and painted technopolymer, underline the contemporary flavour.

 **SOFT SHAPES**

 **A SINUOUS APPEARANCE**

 **WIDE RANGE OF COLOURS**



METAL-COLOR
VARNISHED METAL



METAL-ELITE
REFINED METAL



WOOD
SOLID WOOD



REFLEX PLUS
REFLEX



COLOR-TECH
PAINTED TECHNOLOGY



TECNO-BASIC
TECHNOLOGY

MATERIALS

Modern and high quality, right down to the finest detail, produced using eco-friendly treatments, co-moulding with excellent finish and anti-wear paints. The rich colour range is diversified for each cover plate version.

METAL-COLOR VARNISHED METAL



Classic - 01 Matt graphite



Classic - 02 Matt slate



Classic - 03 Silver



Classic - 04 Matt titanium



Classic - 05 Matt pearl



Classic - 06 Polar



Round - 21 Matt graphite



Round - 22 Slate



Round - 23 Matt silver



Round - 24 Matt bronze



Round - 25 Matt pearl



Round - 26 Polar matt

METAL-ELITE REFINED METAL



Classic - 07 Gold



Classic - 08 Brushed inox



Classic - 09 Black chrome



Classic - 10 Black nickel



Round - 27 Gold



Round - 28 Chrome




Round - 29 Dark nickel



Round - 30 Matt nickel

ALU-TECH ALUMINIUM



Classic - 15 Aluminium



Classic - 16 Lava

WOOD SOLID WOOD



Classic - 41 Wengé



Classic - 42 Cherrywood



Classic - 43 Larch



Round - 51 Walnut



Round - 52 Cherrywood



Round - 53 Maple

REFLEX PLUS
REFLEX



Round - 61 Smoke grey



Round - 62 Caramel



Round - 63 Orange



Round - 64 Marine blue



Round - 65 Sagegreen



Round - 66 Ice

COLOR-TECH
PAINTED TECHNOPOLYMER



Classic - 75 Matt red



Classic - 76 Matt blue



Classic - 77 Matt green



Classic - 78 Matt gold



Classic - 79 Matt silver



Round - 85 Red



Round - 86 Blue



Round - 87 Green



Round - 88 Antique gold



Round - 89 Silver

TECNO-BASIC
TECHNOPOLYMER



Classic - 71 Black



Classic - 72 Grey



Classic - 73 Ivory



Classic - 74 White



Round - 81 Black



Round - 82 Grey



Round - 83 Ivory



Round - 84 White

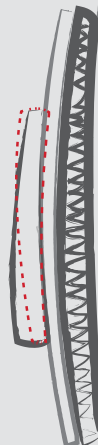
COMMANDS

Two different coloured buttons, modularity and freedom to customise: Arké responds to any installation and beauty demand. Lots of different commands: rocker, axial, infrared, all with the technological precision guaranteed by Vimar.



OFF →

ON →



Moving spring contact

ROCKER SWITCHES

The spring geometry of the moving contact of the mechanism performs a natural cushioning function, reducing its electrical recoils and wear, also thanks to a large increase in the quantity of silver of the contacts.

BUTTON VARIANTS

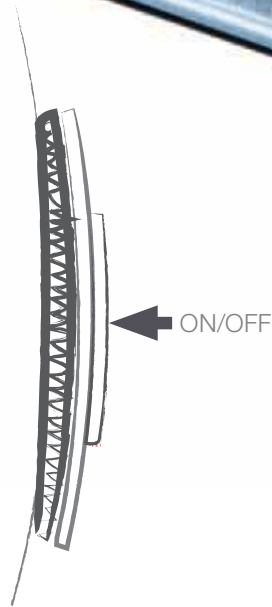


Available in anthracite grey or white. Arké dresses in the colours that best suit contemporary interiors, offering great design freedom. For a two-tone of total look.

CUSTOMISATION



Buttons with laser screen-printed or customised with Mylar labels laser-printed with symbols chosen from our customisation library, or requested by the customer. To clearly indicate the function associated to the control.



Movement of the button

TECHNOLOGY

The transfer of the movement from the button to the mechanism is based on a worldwide-patented joint-pin system.

AXIAL CONTROLS

Reliability meets beauty in this special technology which maintains the buttons in line whether the function is on or off. Every control can be customised with back-lit symbols.




BACKLIGHTING

Buttons visible even in the dark, fitted with an efficient, low energy LED technology signalling unit underneath. For a fluid blue light, coordinated with the electronic device displays.



ERGONOMIC CONTACTS

The metal plate in the Arké terminals is curved: a Vimar solution to hold the wire in place until the screw is tightened.



■ MOUNTING FRAME.


The very strong Arké support offers easy installation. Being semi-transparent, it is much easier to fix to the box.

INSTALLATION DETAILS

Arké is fitted with a support and a hooking system that makes it strong, flexible and quick to install. With the safety of perfect electrical insulation.

■ HONEYCOMB STRUCTURE

The shape offers structural strength to the support and its components.




■ PLACK-CLACK MOUNTING.

A Vimar patent that makes it quicker and easier to fit the lighting devices. A slot in system offering greater structural strength and exceptional rigidity, making the front fitting and removal of devices easier. This allows you to work on the system without having to remove the support.

ARKÉ SAVES

Top comfort and energy savings: this is possible, with Arké. Universal dimmers, timer-thermostats and timer-switches, radio-frequency controls, each of these solutions was designed to reduce consumption and prevent pointless waste. On a daily basis.





UNIVERSAL DIMMERS.

Used to adjust the brightness of even LED and low consumption (CFL) lights. So savings and the perfect atmosphere go hand in hand.



TIMER-THERMOSTAT.

The temperature is programmed, supervised and modified quickly and easily.



TIMER-SWITCH.

At the set times, the air conditioning or irrigation comes on even if nobody is at home.



RADIO FREQUENCY.


These controls can be installed anywhere, even on wood or glass walls. And need no batteries.

ARKÉ COMMUNICATES

A stand-alone video entry system offering dialogue with the outside world through a colour display with touch controls. Call devices and functions ensure constant communication in every room.

VIDEO DOOR ENTRY UNIT.

Elegant, functional and simple to use, this device is used to welcome guests, always knowing who's at the door: the display shows the outside of the home, the touch controls allowing access.





SPEAKERPHONE.

At a simple touch, the bi-directional call button lets you talk freely.



SELECTIVE CALL MICROPHONE.

A device ensuring communication between different rooms in the home.



CALL PUSH BUTTON.

The bell rings to let you know there's someone at the door.

OTHER FUNCTIONS

ARKÉ ILLUMINATES

High efficiency light sources, a wide range of modular devices with latest generation LED transparent specular diffusers. For a truly brilliant performance.



REMOVABLE HAND LAMP.



STEP MARKER LAMPS.

ARKÉ PROTECTS

Technical alarms, gas detectors, interlocked socket outlets, burglar alarm system: Arké watches over the home, night and day. And the people who live there feel safe and sound.



INTERLOCKED SOCKET OUTLET.



GAS DETECTOR.



ARKÉ ENTERTAINS

Audio, video and USB inputs for watching a film, listening to music, downloading and managing data from an mp3. For excellent multimedia performance.



HDMI, RCA, USB SOCKET OUTLETS.



SPEAKER SYSTEM CONTROLS.

ARKÉ AND BY-ME

The By-me home automation system dresses in Arké: together they take care of the home, improving and simplifying daily life. With various user-friendly functions that coordinate with each other: monitoring of all spaces, the extraordinary comfort provided by the sound system, safety and security in the rooms, energy saving and great multimedia. By-me interfaces with mobile phones, smartphones and computers, moulding itself on the home and on the needs and wishes of everyone who lives in it.



SAFETY.

Monitor your burglar alarm system and other alarms.



ENERGY SAVING.

Power consumption and loads control.



COMFORT.

Customised control of temperature, lights and music for every room.



CONTROL.

Monitor your entire home at the push of a button.



COMMUNICATION.

Web interface for remote control via mobile phone, smartphone, PC and tablet.



VIDEO DOOR ENTRY SYSTEM AND SUPERVISION.

To manage accesses quickly and safely. And to supervise the main home automation functions.



● VIDEO DOOR ENTRY UNIT.

Elegant and simple: the display shows the outside of the home, and the touch controls are used to offer access. With an extra module, it is also possible to supervise the main functions of the By-me system.



● TOUCH SCREEN.

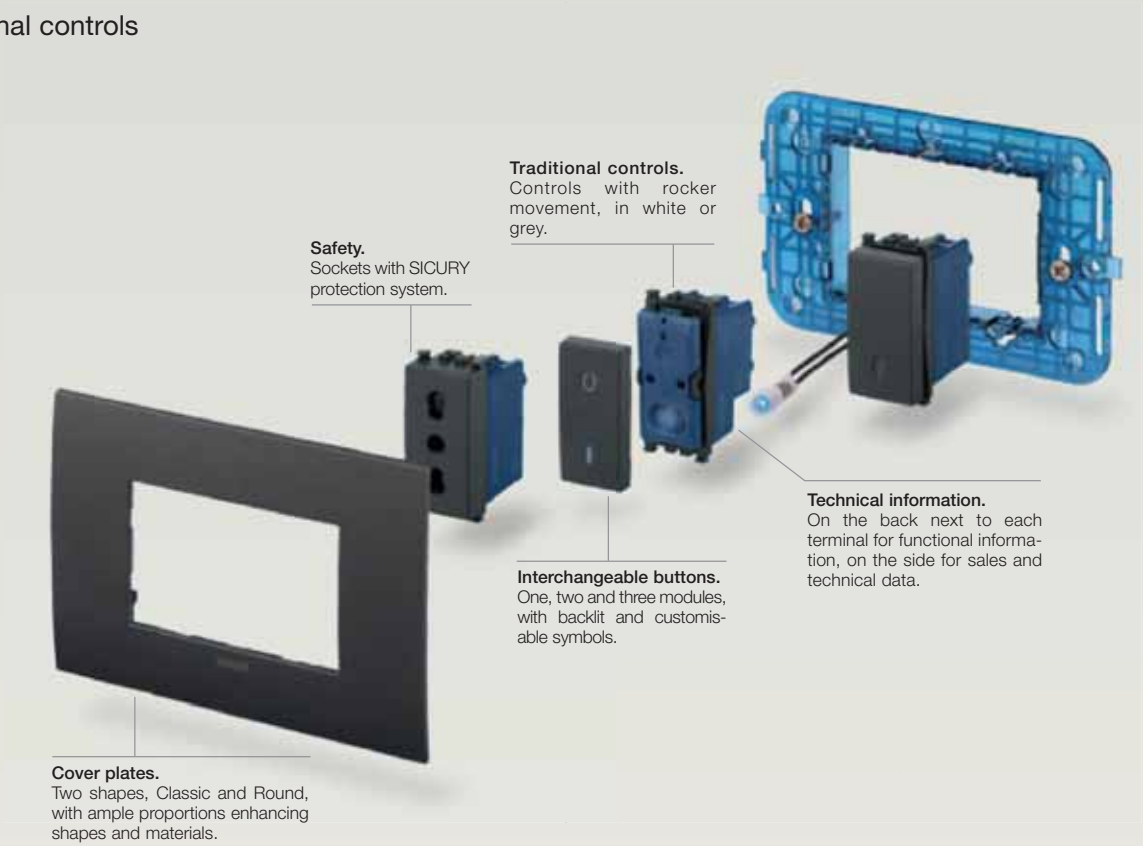
Supervises every scene and active function in the system. And with the Energy Guard function, the energy consumption of every room is constantly monitored.

















Installation features

Axial controls



























Traditional controls

























Composition	Box	Frame	Device	Cover plate
 panel mounting	 panel mounting	 with screws	 1-module	 from 1 to 2 modules Classic or Round*
 from 1 to 2 modules	 flush mounting  surface mounting	 2-module with/without screws or with claws	 2-module  2 x 1-module	 from 1 to 2 modules Classic or Round*
 2 central modules	 flush mounting	 with screws	 2 x 1-module  2-module	 2-central-module Classic or Round*
 from 3 to 7 modules	 surface mounting	 with screws	 1- and 2-module  3 x 1-module  3-module	 From 3 to 7 modules Classic or Round*
 8-module	 flush mounting	 with screws	 video door entry unit  2 x 1-module and 1 x 2-module  4 x 1-module	 8-module Classic or Round*
 table mounting	 table box	 with screws	 1 x 2-module and 2 x 1-module	 4 and 7 modules Classic or Round*

* For other combinations, see the installation types from page 52

Devices

Grey		White	
Blank modules and cable outlets			
			
19041 Blank module	19044 Cable outlet	19041.B Blank module	19044.B Cable outlet
1P 1-way switches 250 V~ (lightable°)			
			
19001 16 AX	19001.2 16 AX, - 2 modules	19001.B 16 AX	19001.2.B 16 AX, - 2 modules
Axial 1P 1-way switches 250 V~ (lightable°)			
			
19101 16 AX	19101.2 16 AX, - 2 modules	19101.B 16 AX	19101.2.B 16 AX, - 2 modules
2P 1-way switches 250 V~ (lightable°)			
			
19015 16 AX	19015.2 16 AX, - 2 modules	19015.B 16 AX	19015.2.B 16 AX, - 2 modules
1P 2-way switches 250 V~ (lightable°)			
			
19005 16 AX	19005.2 16 AX, - 2 modules	19005.B 16 AX	19005.2.B 16 AX, - 2 modules
Axial 1P 2-way switches 250 V~ (lightable°)			
			
19105 16 AX	19105.2 16 AX, - 2 modules	19105.B 16 AX	19105.2.B 16 AX, - 2 modules

Grey	White
1P reversing switches 250 V~ (lightable°)	
 <p>19013 16 AX</p>  <p>19013.2 16 AX, - 2 modules</p>	 <p>19013.B 16 AX</p>  <p>19013.2.B 16 AX, - 2 modules</p>
Axial 1P reversing switches 250 V~ (lightable°)	
 <p>19113 16 AX</p>  <p>19113.2 16 AX, - 2 modules</p>	 <p>19113.B 16 AX</p>  <p>19113.2.B 16 AX, - 2 modules</p>
1P NO push buttons 250 V~ (lightable°)	
 <p>19008 10 A</p>  <p>19008.2 10 A, - 2 modules</p>	 <p>19008.B 10 A</p>  <p>19008.2.B 10 A, - 2 modules</p>
 <p>19008.2.C 10 A, bell symbol - 2 modules</p>  <p>19008.2.L 10 A, light symbol - 2 modules</p>	 <p>19008.2.C.B 10 A, bell symbol - 2 modules</p>  <p>19008.2.L.B 10 A, light symbol - 2 modules</p>
Axial 1P NO push buttons 250 V~ (lightable°)	
 <p>19108 10 A</p>  <p>19108.2 10 A, - 2 modules</p>	 <p>19108.B 10 A</p>  <p>19108.2.B 10 A, - 2 modules</p>
1P NC push buttons 250 V~ (lightable°)	
 <p>19010 10 A</p>	 <p>19010.B 10 A</p>


* Not to be used in European Countries
° Lamps and signalling units, page 48

Devices


Grey

White



Lightable° mechanisms 250 V~ (common devices for the two versions)



1-module interchangeable buttons for traditional controls (lightable°)



1-module interchangeable buttons for axial controls (lightable°)













2-module interchangeable buttons for traditional controls (lightable°)



Devices

Grey	White
------	-------








2-module interchangeable buttons for axial controls (lightable°)

 19132 No symbol	 19132.C Bell symbol	 19132.L Light symbol
 19132.P Key symbol	 19132.0 Customizable	
		 19132.L.B Light symbol
		 19132.C.B Bell symbol
		 19132.B No symbol
		 19132.P.B Key symbol
		 19132.0.B Customizable

3-module interchangeable buttons for traditional controls (lightable°)

 19023 No symbol	 19033 Customizable
 19028 With diffuser	 19023.C Bell symbol
	 19023.B No symbol
	 19033.B Customizable
	 19028.B With diffuser
	 19023.C.B Bell symbol



1P special switches 250 V~

 19050 NO 10 A, with lightable name-plate - 2 modules	 19052 NO 10 A, cord-operated	 19053 NC 10 A, cord-operated	 19097 NO 10 A 230 V~, for hotel "Do Not Disturb" and "Please Clean" lightable - 2 modules
			 19050.B NO 10 A, with lightable name-plate - 2 modules
			 19052.B NO 10 A, cord-operated
			 19053.B NC 10 A, cord-operated

Additional 1P switches 250 V~

 19056.33 10 A, NO+ NC-contact, OFF symbol	 19056.34 10 A, NO+ NC-contact, ON symbol	 19058 Two 10 A NO+NC independent contacts, OFF/ON symbols
		 19056.33.B 10 A, NO+ NC-contact, OFF symbol
		 19056.34.B 10 A, NO+ NC-contact, ON symbol
		 19058.B Two 10 A NO+NC independent contacts, OFF/ON symbols

1P push buttons 250 V~

 19066 Two NO 10 A, independents	 19066.B Two NO 10 A, independents
--	--

* Not to be used in European Countries
 ° Lamps and signalling units, page 48

Devices

Grey	White
------	-------

1P NO 10 A push buttons 250 V~ with diffuser (for signalling unit^o)



19068
With neutral diffuser



19068.B
With neutral diffuser

Switches 250 V~



19060
2P 10 AX
2-way switch,
OFF-central



19062
1P NO 10 A
2-gang push
buttons, interlocked



19060.B
2P 10 AX
2-way switch,
OFF-central



19062.B
1P NO 10 A
2-gang push
buttons, interlocked

2P key-operated switches 250 V~ (add .CU to the basic code for switches with 000 unified key)



19082
16 AX 1-way switch,
key removable in
"O" (OFF) position



19083
16 AX 1-way switch,
key removable in
both positions



19086
NO 16 A push button,
key removable in "O"
(OFF) position



19082.B
16 AX 1-way switch,
key removable in
"O" (OFF) position



19083.B
16 AX 1-way switch,
key removable in
both positions



19086.B
NO 16 A push button,
key removable in "O"
(OFF) position

Dimmers 230 V~ 50 Hz **



19135
MASTER,
universal



19136
MASTER,
universal,
with potentiometer



19137
SLAVE,
universal



19138
RGB, with
potentiometer



19139
FADING-SHOW,
with potentiometer



19135.B
MASTER,
universal



19136.B
MASTER,
universal,
with potentiometer



19137.B
SLAVE,
universal



19138.B
RGB, with
potentiometer



19139.B
FADING-SHOW,
with potentiometer

Dimmers**



19147
30-500 W
30-300 VA,
with potentiometer,
120 V~



19150
100-500 W,
with potentiometer,
230 V~



19153
100-500 W
push-push +
potentiometer,
230 V~



19147.B
30-500 W
30-300 VA,
with potentiometer,
120 V~



19150.B
100-500 W,
with potentiometer,
230 V~



19153.B
100-500 W
push-push +
potentiometer,
230 V~



19160
MASTER,
500 W/300 VA
230 V~



19161
SLAVE,
500 W/300 VA
230 V~



19162
40-300 VA,
230 V~



19160.B
MASTER,
500 W/300 VA
230 V~



19161.B
SLAVE,
500 W/300 VA
230 V~



19162.B
40-300 VA,
230 V~

Grey

White

Electronic transformers (230-240 V~ 50-60 Hz)



01860.60
20-60 W,
12 V~ (SELV)
output



01860.105
20-105 W,
12 V~ (SELV)
output

Bleeder for MASTER/SLAVE dimmers



01873
230 V~ 50 Hz,
flush mounting
(rear side)

Electronic supply units



01874
230 V~ 50 Hz, for controllable
LED lamps, 12-24 V d.c.



01875
230 V~ 50 Hz, for controllable
LED lamps, 350/500/700 mA



01876
230 V~ 50 Hz, for controllable
LED RGB lamps, 12-24 V d.c.

Infrared switches



19172
Receiver, NO
6 A 230 V~,
relay output
50-60 Hz



19173
Receiver, 4 A 230 V~
relay outputs,
for rolling shutters
- 2 modules



19175
Receiver,
40-450 W/VA
dimmer,
230 V~



19172.B
Receiver, NO
6 A 230 V~,
relay output
50-60 Hz



19173.B
Receiver, 4 A 230 V~
relay outputs,
for rolling shutters
- 2 modules



19175.B
Receiver,
40-450 W/VA
dimmer,
230 V~



01849
IR remote control, 14-channel



19181
Lighting
switch, NO
6 A 230 V~
relay output,
50-60 Hz



19181.120
Lighting
switch, NO
6 A 120 V~
relay output,
50-60 Hz



00801.14
Orientable
support
- 1 module



19181.B
Lighting
switch, NO
6 A 230 V~
relay output,
50-60 Hz



19181.120.B
Lighting
switch, NO
6 A 120 V~
relay output,
50-60 Hz



00801
Orientable
support
- 1 module

Set/Reset push buttons



19183
For emergency call, 2 NO 5 A 250 V~ relay outputs,
supply 12 V~/12-24 V d.c. (SELV) - 2 modules







19183.B
For emergency call, 2 NO 5 A 250 V~ relay outputs,
supply 12 V~/12-24 V d.c. (SELV) - 2 modules

Socket outlets

Grey	White
------	-------

SICURY 2P+E Italian standard socket outlets 250 V~

			
19201 10 A, P11	19203 Bpresa 16 A, P17/11	19209 16 A, P30 - 2 modules	19210 16 A, universal - 2 modules

			
19201.B 10 A, P11	19203.B Bpresa 16 A, P17/11	19209.B 16 A, P30 - 2 modules	19210.B 16 A, universal - 2 modules

SICURY 2P+E interlocked socket outlets with CB and RCBO - I_{Δn} 10 mA, (120-230 V~ 50-60 Hz)

	
19273 Bpresa 16 A P17/11 250 V~, 1P+N C 16 - 2 modules	19276 16 A P30 250 V~, 1P+N C 16 - 3 modules

	
19273.B Bpresa 16 A P17/11 250 V~, 1P+N C 16 - 2 modules	19276.B 16 A P30 250 V~, 1P+N C 16 - 3 modules

	
19283 Bpresa 16 A P17/11 250 V~, 1P+N C 16 - 3 modules	19286 16 A P30 250 V~, 1P+N C 16 - 4 modules

	
19283.B Bpresa 16 A P17/11 250 V~, 1P+N C 16 - 3 modules	19286.B 16 A P30 250 V~, 1P+N C 16 - 4 modules

Shaver supply units


19290 230 V~ 50-60 Hz, with 20 VA isolating transformer, 230 V~ and 120 V~ outputs - 3 modules


19290.B 230 V~ 50-60 Hz, with 20 VA isolating transformer, 230 V~ and 120 V~ outputs - 3 modules

SICURY 2P+E socket outlets 250 V~ (for dedicated supply lines)

				
19203.R Bpresa 16 A, P17/11, red	19209.A 16 A, P30, orange - 2 modules	19209.R 16 A, P30, red - 2 modules	19209.V 16 A, P30, green - 2 modules	19210.R 16 A, universal, red - 2 modules













				
19203.B Bpresa 16 A, P17/11	19209.B.A 16 A, P30, orange - 2 modules	19209.B.R 16 A, P30, red - 2 modules	19209.B.V 16 A, P30, green - 2 modules	19210.B.R 16 A, universal, red - 2 modules

Socket outlets 250 V~ - German standard


19208 SICURY 2P+E 16 A, German - 2 modules


19208.B SICURY 2P+E 16 A, German - 2 modules

Socket outlets

Grey	White
Socket outlets 250 V~ - French standard	
 <p>19212 SICURY 2P+E 16 A, French - 2 modules</p>	 <p>19212.B SICURY 2P+E 16 A, French - 2 modules</p>
Socket outlets 250 V~ - Swiss standard	
 <p>19226 2P+E 10 A, Swiss, 13-type - 2 modules</p>	 <p>19226.B 2P+E 10 A, Swiss, 13-type - 2 modules</p>
Socket outlets 250 V~ - Euro-American standard	
 <p>19234 SICURY 2P 16 A, Euro-American (ø 4,8 mm)</p>	 <p>19234.B SICURY 2P 16 A, Euro-American (ø 4,8 mm)</p>
Socket outlets 250 V~ - Israeli standard	
 <p>19240 SICURY 2P+E 16 A, Israeli - 2 modules</p>	 <p>19240.B SICURY 2P+E 16 A, Israeli - 2 modules</p>
Socket outlets 127 V~ - American and Saudi Arabian standards	
 <p>19242 SICURY 2P+E 15 A, USA and Arabian</p> <p>19243 Two SICURY 2P+E 15 A, USA and Arabian - 3 modules</p>	 <p>19242.B SICURY 2P+E 15 A, USA and Arabian</p> <p>19243.B Two SICURY 2P+E 15 A, USA and Arabian - 3 modules</p>
 <p>19245 2P+E 15 A, USA and Arabian</p> <p>19246 Two 2P+E 15 A, USA and Arabian - 3 modules</p>	 <p>19245.B 2P+E 15 A, USA and Arabian</p> <p>19246.B Two 2P+E 15 A, USA and Arabian - 3 modules</p>

* Not to be used in European Countries
 ° Lamps and signalling units, page 48

Socket outlets • Signal reception socket outlets

Grey White

Socket outlets 250 V~ - Multistandard



19257
SICURY 2P+E 10 A,
multistandard
- 2 modules



19257.B
SICURY 2P+E 10 A,
multistandard
- 2 modules

Socket outlets 125 V~ - 2P+E 15 A 60 Hz American standard



19296
Double American standard
with GFCI - 3 modules



19296.B
Double American standard
with GFCI - 3 modules

Special socket outlets



19330
2P 6 A 24 V
(SELV), for
01620 plug



19331
2P 6 A 24 V (SELV),
for 01616/01617
plugs



19330.B
2P 6 A 24 V
(SELV), for
01620 plug



19331.B
2P 6 A 24 V (SELV),
for 01616/01617
plugs



19345
USB outlet,
screw
terminals



19293
5 V 1 A supply unit,
2 USB, 100-230 V~
50-60 Hz - 2 modules



19345.B
USB outlet,
screw
terminals



19293.B
5 V 1 A supply unit,
2 USB, 100-230 V~
50-60 Hz - 2 modules



19335
3 RCA outlets,
screw
terminals



19346
HDMI outlet,
Keystone
connection



19335.B
3 RCA outlets,
screw
terminals



19346.B
HDMI outlet,
Keystone
connection



19347
S-Video,
4P



19348
VGA,
15P



































19347.B
S-Video,
4P



19348.B
VGA,
15P

Signal reception socket outlets

Grey				White			
Phone socket outlets							
							
19320 RJ11, 6-position 4-contact (6/4)	19321 RJ12, 6-position 6-contact (6/6)	19324 Israeli stan- dard, screw terminals	19327 8-contact, French standard - 2 modules	19320.B RJ11, 6-position 4-contact (6/4)	19321.B RJ12, 6-position 6-contact (6/6)	19324.B Israeli stan- dard, screw terminals	19327.B 8-contact, French standard - 2 modules
EDP RJ45 socket connectors							
							
19339.11 Netsafe, Cat. 5e, UTP	19339.13 Netsafe, Cat. 6, UTP	19339.14 Netsafe, Cat. 6, FTP	19339.16 Netsafe, Cat. 6a, FTP	19339.11.B Netsafe, Cat. 5e, UTP	19339.13.B Netsafe, Cat. 6, UTP	19339.14.B Netsafe, Cat. 6, FTP	19339.16.B Netsafe, Cat. 6a, FTP
							
19338.1 AT&T/Lucent T./Avaya, Cat. 5e, UTP	19340.1 Panduit, Cat. 5e, UTP	19340.2 Panduit, Cat. 5e, FTP		19338.1.B AT&T/Lucent T./Avaya, Cat. 5e, UTP	19340.1.B Panduit, Cat. 5e, UTP	19340.2.B Panduit, Cat. 5e, FTP	
EDP socket connectors							
							
19361 BNC, coaxial, soldering	19365 9-contact, SUB D, soldering - 2 modules			19361.B BNC, coaxial, soldering	19365.B 9-contact, SUB D, soldering - 2 modules		
Adaptors for EDP connectors							
							
19338.C RJ45 AMP/ Tyco, Lucent T./Avaya/ Systemax	19340.C For MINI-COM Panduit	19341.C For Cat. 5 and 6 Slim of Infra+, Merlin Gerin		19338.C.B RJ45 AMP/ Tyco, Lucent T./Avaya/ Systemax	19340.C.B For MINI-COM Panduit	19341.C.B For Cat. 5 and 6 Slim of Infra+, Merlin Gerin	

* Not to be used in European Countries

° Lamps and signalling units, page 48

Signal reception socket outlets

Grey	White
------	-------

Coaxial TV-RD-SAT 5-2400 MHz socket outlets (output: male and female)



19300.01
Single connection, 1 dB
19300.10
Through-line, 10 dB



19300.01.B
Single connection, 1 dB
19300.10.B
Through-line, 10 dB

Coaxial TV-RD-SAT 5-2400 MHz socket outlets, demix (2 outputs: male and F-type female)



19302.01
Single connection, 1 dB - 2 modules
19302.10
Through-line, 10 dB - 2 modules



19302.01.B
Single connection, 1 dB - 2 modules
19302.10.B
Through-line, 10 dB - 2 modules

Coaxial TV-FM-SAT 5-2400 MHz socket outlets (3 outputs: male and female + F-type)



19303
Single connection, 1 dB - 2 modules



19303.B
Single connection, 1 dB - 2 modules

Coaxial F-type socket outlets



19318
With F-type female connector



19318.B
With F-type female connector

Coaxial TV 40-862 MHz socket outlets (1 output: female)



***19313**
Single connection
***19314**
Through-line 20 dB



***19313.B**
Single connection
***19314.B**
Through-line 20 dB

Terminal resistors and coaxial TV-RD-SAT 2400 MHz connectors



16330
Z 75 Ω, for frequencies up to 2400 MHz



01644
Male, axial cable entry



01645
Female, axial cable entry



01634
Male, 90°-cable entry



01635
Female, 90°-cable entry



01654
Male, F-type, for RG59 cable

Signalling

Grey	White
------	-------

Electromechanical bells



19370
12 V~ (SELV) 50-60 Hz
19372
120 V~ 50-60 Hz
19373
230 V~ 50-60 Hz



19370.B
12 V~ (SELV) 50-60 Hz
19372.B
120 V~ 50-60 Hz
19373.B
230 V~ 50-60 Hz

Electronic bells



19380
3-sound sequence,
supply voltage 12 V~ and
12 V d.c. (SELV) - 2 modules



19380.B
3-sound sequence,
supply voltage 12 V~ and
12 V d.c. (SELV) - 2 modules

Buzzers



19375
12 V~ (SELV) 50-60 Hz
19377
120 V~ 50-60 Hz
19378
230 V~ 50-60 Hz



19375.B
12 V~ (SELV) 50-60 Hz
19377.B
120 V~ 50-60 Hz
19378.B
230 V~ 50-60 Hz

Luminous indicator units (for signalling unit*)



19386
Neutral
diffuser



19386.B
Neutral
diffuser

Double indicator units (for 2 signalling units*)




19388
Neutral
diffuser



19388.B
Neutral
diffuser

Prismatic indicator units - 2 modules (for 14770, 14771, 14776 and 14777 lamps - not supplied)



19387.B
White diffuser
19387.R
Red diffuser
19387.V
Green diffuser





* Not to be used in European Countries





° Lamps and signalling units, page 48

Signalling

Grey	White
------	-------

Step marker lamps (with high-efficiency LED)

			
19381 230 V~ 50-60 Hz	19381.012 12 V~ 50-60 Hz or 12 V d.c. (SELV)	19389 230 V~ 50-60 Hz - 2 modules 19389.120 As above, 120 V~	19389.012 12 V~ 50-60 Hz or 12 V d.c. (SELV) - 2 modules

			
19381.B 230 V~ 50-60 Hz	19381.012.B 12 V~ 50-60 Hz or 12 V d.c. (SELV)	19389.B 230 V~ 50-60 Hz - 2 modules 19389.120.B As above, 120 V~	19389.012.B 12 V~ 50-60 Hz or 12 V d.c. (SELV) - 2 modules

Lighting fittings



19383
With high-efficiency LED,
120-230 V~ 50-60 Hz
- 3 modules







19383.B
With high-efficiency LED,
120-230 V~ 50-60 Hz
- 3 modules





02670.1
120-230 V~ 50-60 Hz with high-efficiency LED, and built-in 7-module frame



TORCIA, electronic hand-lamps (avec dispositif automatique de secours)

	
19395 With high-efficiency LED, 230 V~ 50-60 Hz - 2 modules	19396 With high-efficiency LED, 120 V~ 50-60 Hz - 2 modules

	
19395.B With high-efficiency LED, 230 V~ 50-60 Hz - 2 modules	19396.B With high-efficiency LED, 120 V~ 50-60 Hz - 2 modules

Emergency lighting fittings (with automatic emergency device)

	
19382 With high-efficiency LED, 230 V~ 50-60 Hz	19384 With high-efficiency LED, 120-230 V~ 50-60 Hz - 3 modules

	
19382.B With high-efficiency LED, 230 V~ 50-60 Hz	19384.B With high-efficiency LED, 120-230 V~ 50-60 Hz - 3 modules

Emergency lighting fittings



02660.1
230 V~ 50-60 Hz, with high-efficiency LED, rechargeable Ni-Cd battery and built-in 7-module frame

02660.1.120
As above, 120 V~ 50-60 Hz



02662
LED, controllable,
230 V~ 50 Hz
- 3 modules



02663
LED RGB, controllable,
230 V~ 50 Hz
- 3 modules

Signalling • Protection • Detection

Grey	White
------	-------

Rechargeable batteries



00910
Ni-MH 4,8 V 80 mAh
battery, spare part for
TORCIA



00911.1
Rechargeable Ni-Cd 2,4 V
1,3 Ah battery, spare part for
emergency lighting fittings



00913
Ni-Cd 4,8 V 800 mAh
spare rechargeable
battery for 02660.1

Protection devices



19416
1P 16 A
250 V- fuse
carrier



19416.B
1P 16 A
250 V- fuse
carrier

1P+N circuit breakers (120-230 V~ 50-60 Hz)



19405.06
C 6, breaking
capacity
1500 A



19405.10
C 10, breaking
capacity
3000 A



19405.16
C 16, breaking
capacity
3000 A



19405.06.B
C 6, breaking
capacity
1500 A



19405.10.B
C 10, breaking
capacity
3000 A



19405.16.B
C 16, breaking
capacity
3000 A

1P+N residual current breakers with overcurrent protection (RCBO) (120-230 V~ 50-60 Hz)



19411.06
C 6, $I_{\Delta n}$ 10 mA
breaking capacity
1500 A - 2 modules



19411.10
C 10, $I_{\Delta n}$ 10 mA
breaking capacity
3000 A - 2 modules



19411.16
C 16, $I_{\Delta n}$ 10 mA
breaking capacity
3000 A - 2 modules



19411.16.6
C 16, $I_{\Delta n}$ 6 mA
breaking capacity
3000 A - 2 modules



19411.06.B
C 6, $I_{\Delta n}$ 10 mA
breaking capacity
1500 A - 2 modules



19411.10.B
C 10, $I_{\Delta n}$ 10 mA
breaking capacity
3000 A - 2 modules



19411.16.B
C 16, $I_{\Delta n}$ 10 mA
breaking capacity
3000 A - 2 modules



19411.16.6.B
C 16, $I_{\Delta n}$ 6 mA
breaking capacity
3000 A - 2 modules

Detectors (230 V- 50-60 Hz)



19420
Gas Stop Metano, methane
gas detector, solenoid valve
control - 3 modules



19421
Gas Stop GPL, LPG gas
detector, solenoid valve
control - 3 modules



19420.B
Gas Stop Metano, methane
gas detector, solenoid valve
control - 3 modules



19421.B
Gas Stop GPL, LPG gas
detector, solenoid valve
control - 3 modules



16590
3/4" NO manually resettable
solenoid valve



01899
Gas test cylinder for testing Gas
Stop Metano and GPL detectors

Comfort

Grey

White

Switches for fan-coil regulation



19095
Slide, 1P 6(2) A
250 V~, 4-position



19095.B
Slide, 1P 6(2) A
250 V~, 4-position

Electronic thermostats (heating and air-conditioning, 120-230 V~ 50-60 Hz)



19440
6(2) A 230 V~ change-over
relay output - 2 modules



19440.B
6(2) A 230 V~ change-over
relay output - 2 modules

Electronic timer-thermostats (heating and air-conditioning)



19446
5(2) A 250 V~ change-over relay
output, AA LR6 1,5 V battery
(supplied) - 3 modules



19446.B
5(2) A 250 V~ change-over relay
output, AA LR6 1,5 V battery
(supplied) - 3 modules

Clocks (120-230 V~ 50-60 Hz)



19448
24h/7day timer-switch, 1-canal,
8 A 230 V~ change-over relay
output - 2 modules



19448.B
24h/7day timer-switch, 1-canal,
8 A 230 V~ change-over relay
output - 2 modules

Video door entry unit



19558
3,5" for Due Fili system, with built-in
8-module mounting frame

19558.D
As above, audio-frequency function
for ear implants



19558.B
3,5" for Due Fili system, with built-in
8-module mounting frame

19558.D.B
As above, audio-frequency function
for ear implants

Grey	White
------	-------

Touch screens



19511
4,3", "Energy", for control, 1 temperature sensor input, with built-in 8-module frame



19511.B
4,3", "Energy", for control, 1 temperature sensor input, with built-in 8-module frame



19432
Electronic temperature sensor



19512
Monochrome touch screen for local control - 3 modules



19432.B
Electronic temperature sensor



19512.B
Monochrome touch screen for local control - 3 modules

Control units



21509
For control and configuration, touch display, temperature sensor input, for DIN rail (60715 TH35) or mounting installation - 3 modules



21509.B
For control and configuration, touch display, temperature sensor input, for DIN rail (60715 TH35) or mounting installation - 3 modules

Surface mounting control units



01950
Control unit with LCD 3,5" color monitor, white



01950.14
Anthracite



01950.20
Silver

Surface mounting video door entryphones



Δ 01955
Video door entryphone with LCD 3,5" color monitor, for Due Fili system, white



Δ 01955.14
Anthracite



Δ 01955.20
Silver

Surface mounting control units with video door entry function



Δ 01956
Control unit with LCD 3,5" color monitor with Due Fili system video door entry function, white



Δ 01956.14
Anthracite



Δ 01956.20
Silver

By-me

Grey	White
------	-------

Video door entry



19558
3,5" video door entry unit for Due Fili system for control, with built-in 8-module mounting frame

19558.D
As above, audio-frequency function for ear implants



19558.B
3,5" video door entry unit for Due Fili system for control, with built-in 8-module mounting frame

19558.D.B
As above, audio-frequency function for ear implants



01965
Due Fili video door entry system module

Video door entry - Devices



19557
Speakerphone for Due Fili
- 3 modules



19577
Call button for Due Fili
- 3 modules



19557.B
Speakerphone for Due Fili
- 3 modules



19577.B
Call button for Due Fili
- 3 modules

Automation - Control



19513
Thermostat with display, for fan-coil
- 2 modules



19514
Thermostat with display - 2 modules



19513.B
Thermostat with display, for fan-coil
- 2 modules



19514.B
Thermostat with display - 2 modules

Automation - Devices



19520
2 simple push buttons
- 2 modules



19525
2 simple push buttons + 8 A 120-230 V~ change-over relay output actuator - 2 modules



19521
2 rocker push buttons - 2 modules



19526
2 rocker push buttons + 8 A 120-230 V~ change-over relay output actuator - 2 modules



19527.1
2 rocker push buttons + actuator 1 roller shutter laths positioning, $\cos\phi$ 0,6 2 A 120-230 V~ - 2 modules



19529
2 rocker push buttons + SLAVE-dimmer actuator - 2 modules



19540
3 simple push buttons - 3 modules



19545
3 simple push buttons + 8 A 120-230 V~ change-over relay output actuator - 3 modules



19541
3 rocker push buttons - 3 modules



19546
3 rocker push buttons + 8 A 120-230 V~ change-over relay output actuator - 3 modules



19547
3 rocker push buttons + $\cos\phi$ 0,6 3,5 A 120-230 V~ actuator for 1 rolling shutter - 3 modules



19549
3 rocker push buttons + 40-300 W 40-200 VA MASTER dimmer actuator - 3 modules

Grey	White
------	-------





Automation - 1-module interchangeable buttons

			
19531 No symbol, for simple push buttons	19531.0 No symbol, for simple push buttons, customizable	19531.S No symbol, for rocker push buttons	19531.S0 No symbol, for rocker push buttons, customizable
			
19531.20 ON/OFF symbols, for rocker push buttons	19531.21 Arrows symbol, for rocker push buttons	19531.25 Universal regulation symbols, for rocker push buttons	

			
19531.B No symbol, for simple push buttons	19531.0.B No symbol, for simple push buttons, customizable	19531.S.B No symbol, for rocker push buttons	19531.S0.B No symbol, for rocker push buttons, customizable
			
19531.20.B ON/OFF symbols, for rocker push buttons	19531.21.B Arrows symbol, for rocker push buttons	19531.25.B Universal regulation symbols, for rocker push buttons	

Automation - 2-module interchangeable buttons

		
19532 No symbol, for simple push buttons	19532.0 No symbol, for simple push buttons, customizable	19532.S No symbol, for rocker push buttons
		
19532.20 ON/OFF symbols, for rocker push buttons	19532.21 Arrows symbol, for rocker push buttons	19532.25 Universal regulation symbols, for rocker push buttons

		
19532.B No symbol, for simple push buttons	19532.0.B No symbol, for simple push buttons, customizable	19532.S.B No symbol, for rocker push buttons
		
19532.20.B ON/OFF symbols, for rocker push buttons	19532.21.B Arrows symbol, for rocker push buttons	19532.25.B Universal regulation symbols, for rocker push buttons

Automation - Devices

		
19515 Interface for traditional switches 230 V-12-24 V a.c./d.c. - 2 modules	19518 Interface for traditional switches	19516 Remote control receiver - 2 modules
		
01849 IR remote control, 14-channel		

		
19515.B Interface for traditional switches 230 V-12-24 V a.c./d.c. - 2 modules	19518.B Interface for traditional switches	19516.B Remote control receiver - 2 modules

* Not to be used in European Countries
 ° Lamps and signalling units, page 48

By-me

Grey	White
------	-------




Automation - Devices

 19485 IR presence detector - 2 modules	 19486 Orientable IR presence detector - 2 modules	 19487 IR and microwaves presence detector - 2 modules
 00802.14 Orientable support - 2 modules	 00805.14 Adaptor for orientable support flush mounting - 2 modules	 00800.14 Frame for orientable support surface mounting
 19534 Actuator 6 A 120-230 V~ change-over relay output	 19535 Actuator 16 A 120-230 V~ change-over relay output - 2 modules	

 19485.B IR presence detector - 2 modules	 19486.B Orientable IR presence detector - 2 modules	 19487.B IR and microwaves presence detector - 2 modules
 00802 Orientable support - 2 modules	 00805 Adaptor for orientable support flush mounting - 2 modules	 00800 Frame for orientable support surface mounting
 19534.B Actuator 6 A 120-230 V~ change-over relay output	 19535.B Actuator 16 A 120-230 V~ change-over relay output - 2 modules	

Radiofrequency home automation - With EnOcean module

 20505 Flat two rocker switches with EnOcean radiotransmitter, battery less, to complete with 19506 buttons - 2 modules	 01796 Actuator with EnOcean module, relay output, supply voltage 230 V~ 50 Hz
 19507 Frame for surface mounting of 20505, to complete with 2 central modules cover plate	
 19506 Pair of buttons for 20505 device	 19508 Bus-RF interface - 2 modules

 19507.B Frame for surface mounting of 20505, to complete with 2 central modules cover plate	
 19506.B Pair of buttons for 20505 device	 19508.B Bus-RF interface - 2 modules

Grey

White

Automation - Electronic transformers (230-240 V~ 50-60 Hz)



01860.60
20-60 W,
12 V~ (SELV) output



01860.105
20-105 W,
12 V~ (SELV) output

Automation - Electronic supply units



01874
230 V~ 50 Hz, for controllable
LED lamps, 12-24 V d.c.



01875
230 V~ 50 Hz, for controllable
LED lamps, 350/500/700 mA



01877
For controllable LED RGB lamps,
12-24 V d.c.

Sound system - Devices



19580
Supply unit,
32 V d.c. 100 mA
output,
110-230 V~
50-60 Hz



19582
Audio input with 2 RCA
connectors, automatic
volume adjustment,
incorporated line
terminator - 2 modules



19583
Spring
connector
for speaker



19584
Interface for By-me
devices and IR receiver,
with 3 m of cable



19580.B
Supply unit,
32 V d.c. 100 mA
output,
110-230 V~
50-60 Hz



19582.B
Audio input with 2 RCA
connectors, automatic
volume adjustment,
incorporated line
terminator - 2 modules



19583.B
Spring
connector
for speaker



19584.B
Interface for By-me
devices and IR receiver,
with 3 m of cable



19585
Docking station for iPod/iPhone device
and supply unit - 2 + 2 modules



19585.B
Docking station for iPod/iPhone device
and supply unit - 2 + 2 modules



19586
Microphone for selective or
general call, voice activation
function for monitoring
children - 2 modules



19586.B
Microphone for selective or
general call, voice activation
function for monitoring
children - 2 modules

By-me

Grey

White

Sound system - Devices



19581
2 rocker push buttons and 8 Ω 1+1 W amplifier, integrated line terminator, to complete with interchangeable buttons - 2 modules

Sound system - 1-module interchangeable buttons



19531.23
Function/track change symbols, for rocker push buttons



19531.24
O I and volume adjustment symbols, for rocker push buttons



19531.23.B
Function/track change symbols, for rocker push buttons



19531.24.B
O I and volume adjustment symbols, for rocker push buttons

Sound system - Retrofit devices



01903
Branch shunt for By-me devices, flush mounting (retrofit)



01904
Branch shunt for sound system devices, flush mounting (retrofit)

Sound system - Speakers




21588
Passive speaker, 8 Ω 10 W, with built-in 8-module frame



20587
Passive speaker, 8 Ω 3 W - 3 modules



21588.B
Passive speaker, 8 Ω 10 W, with built-in 8-module frame



20587.B
Passive speaker, 8 Ω 3 W - 3 modules



01906
IP55 passive speaker, 8 Ω 30 W, for hollow walls and false ceiling installation



01907
Passive speaker, 8 Ω 30 W, for hollow walls and false ceiling installation



01908
Passive speaker, 8 Ω 30 W, orientable, for surface mounting

Grey

White

Bus burglar alarm system - Control



19483
Digital keypad
- 2 modules



19482
Activator/partialiser
- 2 modules



19483.B
Digital keypad
- 2 modules



19482.B
Activator/partialiser
- 2 modules



01815
Transponder key



01816
Transponder card
01816.H
As above, customizable

Bus burglar alarm system - Devices



19490.1
Contact interface with two independent inputs which can be configured in different zones - 2 modules



19491
Contacts interface with configurable input, 12 V d.c. 10 mA output - 2 modules



19493
Interface for remote control and RF detectors in two-way dual band, radiofrequency - 2 modules



19490.1.B
Contact interface with two independent inputs which can be configured in different zones - 2 modules



19491.B
Contacts interface with configurable input, 12 V d.c. 10 mA output - 2 modules



19493.B
Interface for remote control and RF detectors in two-way dual band, radiofrequency - 2 modules



19485
IR presence detector
- 2 modules



19486
Orientable passive infrared presence detector
- 2 modules



19487
IR and microwaves presence detector
- 2 modules



19485.B
IR presence detector
- 2 modules



19486.B
Orientable passive infrared presence detector
- 2 modules



19487.B
IR and microwaves presence detector
- 2 modules



00802.14
Orientable support
- 2 modules



00805.14
Adaptor for orientable support flush mounting
- 2 modules



00800.14
Frame for orientable support surface mounting



00802
Orientable support
- 2 modules



00805
Adaptor for orientable support flush mounting
- 2 modules



00800
Frame for orientable support surface mounting



16897.S
Antitamper kit for orientable supports

By-me

Grey	White
------	-------

Bus burglar alarm system - Devices



19495
Self-powered
indoor siren
- 3 modules



19495.B
Self-powered
indoor siren
- 3 modules

Bus burglar alarm system - Back-up unit



01804.01
Back-up unit, with inner siren
01803.01
Auxiliary battery holder unit for
01804...



01804.14
Back-up unit, with inner siren
01803.14
Auxiliary battery holder unit for
01804...



16895
Flush mounting box for
01803..., 01804...



16895.C
Cover for 16895, white
16895.A
As above, antimortar, plasticized



16894
Surface mounting box for
01803..., 01804...



16894.01
Surface mounting box for
01803..., 01804...

Bus burglar alarm system - For surface mounting



01806
Outdoor siren



01828
Mini IR presence
detector, for
surface mounting



01829.1
Surface dual-technology
infrared presence
detector



01810
Phone dialler for
PSTN

Grey	White
------	-------

Bus burglar alarm system - Detectors and contacts



01820
Flush mounting
magnetic contact



01821
Metal flush mounting
magnetic contact



01822
Visible surface
magnetic contact



01823
Metal magnetic
contact



01825
Electromechanical
cordoperated contact
for rolling shutters
protection



01826
Electromechanical inertial
contact for windows and
doors protection



01832.056
Active IR multi-beam protection rail,
NC 50 V relay output, 56 cm long
01832.076
76 cm long
01832.112
112 cm long
01832.152
152 cm long
01832.200
200 cm long

Radiofrequency burglar alarm system - Devices



01819
Two-way
remote control



01737
Supervised
IR detector,
dual-band



01738
Supervised detector with
magnetic contact for
windows and doors
protection dual-band



01744
Supervised water
detector for protection
against flooding,
dual-band



01747
Supervised two-way
outdoor siren,
dual-band



00912
9 V 12 Ah spare
part battery for
outdoor siren

Safety and security - Emergency lighting devices



02660.1
Emergency device with high-efficiency LED, 230 V-
50-60 Hz, rechargeable Ni-Cd battery and built-in
7-module frame

02660.1.120 As above, 120 V- 50-60 Hz



01846
Emergency lighting
management interface
through Bus By-me



00913
Ni-Cd 4.8 V 800 mAh spare
rechargeable battery for
02660.1

Automation - Devices for DIN rail (60715 TH35) installation



01850.2
Actuator with 16 A
120-230 V- change-
over relay output
+ push button for
manual operating



01851.2
Actuator with 4 16 A
120-230 V- changeover
relay outputs,
with fan-coil function,
push buttons for
manual operating



01852.2
Actuator for 2 roller blinds
with lath positioning,
16 A 120-230 V-
change-over relay output,
push buttons for manual
operating



01856
Actuator 0-10 V d.c.
for ballast control,
120-230 V-
changeover relay
output



01853
MASTER dimmer,
40-500 W/VA,
40-300 VA, 230 V-
01853.120
As above,
120 V-



01854
SLAVE dimmer,
40-500 W/VA,
40-300 VA, 230 V-
01854.120
As above,
120 V-



01857.120
MASTER dimmer,
40-400 VA, 120 V-

By-me

Grey

White

Automation - Devices for DIN rail (60715 TH35) installation



01858.120
SLAVE dimmer,
40-400 VA, 120 V~



***01861**
MASTER dimmer,
40-1000 W/VA, 230 V~,
MOSFET+TRIAC



***01862**
SLAVE dimmer,
40-1000 W/VA, 230 V~,
MOSFET+TRIAC



01863
MASTER dimmer,
40-800 W/VA 50 Hz,
40-700 W/VA 60 Hz,
230 V~-, MOSFET+TRIAC



01864
SLAVE dimmer,
40-800 W/VA 50 Hz,
40-700 W/VA 60 Hz,
230 V~-, MOSFET+TRIAC



***01865**
MASTER dimmer,
40-700 VA, 230 V~
50-60 Hz, MOSFET



***01866**
SLAVE dimmer,
40-700 VA, 230 V~
50-60 Hz, MOSFET



01867
MASTER dimmer,
40-500 VA 50 Hz,
40-400 VA 60 Hz,
230 V~-, MOSFET



01868
SLAVE dimmer,
40-500 VA 50 Hz,
40-400 VA 60 Hz,
230 V~-, MOSFET



01870
MASTER dimmer,
40-500 W, 40-300 VA,
CFL 10-200 W, LED
3-200 W, 230 V~



01871
SLAVE dimmer,
40-500 W, 40-300 VA,
CFL 10-200 W, LED
3-200 W, 230 V~



01845
Line coupler



01855
Load control
module



01801
Supply unit, 29 V d.c. 800 mA
output, 120-230 V~ 50-60 Hz



01800
Supply unit, 29 V d.c.
320 mA output,
120-230 V~ 50-60 Hz



01830
Supply unit 12 V d.c.
output, 120-230 V~
50-60 Hz



01842
Decoupling coil



01941
GSM phone dial, 2-input and
2-output channels, 120-230 V~
50-60 Hz



01848
Communication
interface between
01941 and Bus line



01942
GSM phone dial, for direct
connection to Bus 12-24 V~
50-60 Hz or 12-30 V d.c. (SELV)



01945
Web server for local and
remote control of the
By-me system via IP

Sound system - Devices for DIN rail (60715 TH35) installation



01900
FM radio tuner with RDS,
coaxial connector for external
FM antenna, built-in line
terminator



01901
Stereo amplifier, 2 outputs for
sound diffusers 8 Ω 10+10 W,
power supply 110-230 V~
50-60 Hz, built-in line terminator



01902
Bus line/sound diffusion
decoupler for By-me
power supply, built-in
line terminator

Burglar alarm system - Devices for DIN rail (60715 TH35) installation



01800
Supply unit, 29 V d.c.
320 mA output,
120-230 V~ 50-60 Hz



01830
Supply unit 12 V d.c.
output, 120-230 V~
50-60 Hz



01941
GSM phone dial, 2-input and
2-output channels, 120-230 V~
50-60 Hz



01848
Communication
interface between
01941 and Bus line



01807
Back-up unit with decoupling,
BUS+AUX 600 mA
output, 29 V d.c.



01809
Battery holder for
consumer unit

Grey

White

Access control system - Devices for DIN rail (60715 TH35) installation



01800
Supply unit, 29 V d.c.
320 mA output,
120-230 V~ 50-60 Hz



01842
Decoupling coil

Accessories and cables



01839
Removable 2 screw
terminals, for Bus
system



01840
Bus system cable, halogen-
free 2x0,50 mm², rated
operating voltage to earth
400 V, suitable for I category
cables, white - 100 m



01840.B
Cable for sound system,
halogen-free 2x0,50 mm²,
rated operating voltage to earth
400 V, suitable for I category
cables, blue - 100 m



01840.Y
Bus buglar alarm system cable,
halogen-free 2x0,50 mm²,
rated operating voltage to earth
400 V, suitable for I category
cables, yellow - 100 m



Δ 02037
Due Fili video door
entry system cable for
inner cabling, twisted
pair wire 2x1 mm²,
100 m



Δ 02038
Due Fili video door
entry system cable for
underground cabling,
twisted pair wire
2x1 mm², 100 m

Software and interfaces



01997.2
Software to interface
By-me system
and Windows
Media Center® for
Windows Vista and
7 (32 bit)



01992
EasyTool
Professional
software suite for
By-me system and
EasyDraw and
EasyCap softwares



Δ 01994
EasyTool Professional
software for By-me
system, provided of
interface for the Bus
connection from RJ11
jack to PC through
USB-port



01991
EasyTool Professional LT
software suite for By-me,
Well-contact Plus
configurator and
EasyDraw and
EasyCap softwares



Δ 01998.U
EasyTool Professional
LT software for By-me
system, supplied with
USB interface



02024
EVCom software
for Due Fili video
entry system,
with USB
interface



01996
Interface for Due Fili
video door entry system
connection, from
special RJ11 jack to PC
with Windows Media
Center®

Special Bus RJ11 jacks



19329
Special jack for Bus,
screw terminals



19329.B
Special jack for Bus,
screw terminals

Stand-alone systems • Accessories

Grey

White

Stand alone access control system



19461
Smart card reader/
programmer, 12-24 V~
50-60 Hz/12-24 V d.c.
(SELV) - 3 modules



19465
Electronic switch, vertical
pocket, 230 V~ 50-60 Hz,
24 V~/24 V d.c. (SELV)
- 3 modules



19461.B
Smart card reader/
programmer, 12-24 V~
50-60 Hz/12-24 V d.c.
(SELV) - 3 modules



19465.B
Electronic switch, vertical
pocket, 230 V~ 50-60 Hz,
24 V~/24 V d.c. (SELV)
- 3 modules



16474
Smart card for serial
connection of reader/
programmer



16452
Programmable smart card
16452.H
As above, customizable



16452.S
ISO-card (badge)

Stand-alone radio devices - With EnOcean module



20505
2 flat rocker buttons with EnOcean
wireless connection, no battery, to
complete with 19506 - 2 modules



01796
Actuator with EnOcean module,
relay output, supply voltage
230 V~ 50 Hz



19507
Frame for surface mounting of 20505,
to complete with 2 central modules
cover plate, grey



19507.B
Frame for surface mounting of 20505,
to complete with 2 central modules
cover plate, white



19506
Pair of buttons
for 20505 device



19506.B
Pair of buttons
for 20505 device

LED signalling units



00935.A: 12-24 V~ 0,1 W, amber
00935.G: 12-24 V~ 0,1 W, green
00935.R: 12-24 V~ 0,1 W, red
00935.B: 12-24 V~ 0,1 W, blue
00935.W: 12-24 V~ 0,1 W, white

00936.A: 110-250 V~ 0,5 W, amber
00936.G: 110-250 V~ 0,5 W, green
00936.R: 110-250 V~ 0,5 W, red
00936.B: 110-250 V~ 0,5 W, blue
00936.W: 110-250 V~ 0,5 W, white

LED signalling units for axial switches



00937.A: 12-24 V~ 0,1 W, amber
00937.G: 12-24 V~ 0,1 W, green
00937.R: 12-24 V~ 0,1 W, red
00937.B: 12-24 V~ 0,1 W, blue
00937.W: 12-24 V~ 0,1 W, white

00938.A: 110-250 V~ 0,1 W, amber
00938.G: 110-250 V~ 0,1 W, green
00938.R: 110-250 V~ 0,1 W, red
00938.B: 110-250 V~ 0,1 W, blue
00938.W: 110-250 V~ 0,1 W, white

Pre-wired signalling units



00931
110-250 V~ 0,5 W,
amber

ø 5x20 mm 250 V~ fuses



Glass tube:
Δ 07050.02: 2 A
Δ 07050.04: 4 A
Δ 07050.06: 6 A



Steatite tube, breaking capacity 1500 A:
Δ 07050.HF.2.5: F2,5AH
07051.HF.16: FF16AH, ø 6,3x32 mm

E10 10x28 mm lamps



Neon:
14778
110 V~ 0,5 W, red¹
14779
230 V~ 0,5 W, red¹



Incandescent:
14770
12 V~ 3 W, white¹
14771
24 V~ 3 W, white¹
14774
12 V~ 0,6 W, white¹
14775
24 V~ 1,2 W, white¹
14776
130 V~ 2,6 W, white¹
14777
230 V~ 3 W, white¹

Well-contact Plus

Grey	White
------	-------

Building automation - Control



19848.1
Color touch screen, 4,3", for the control, 1 temperature sensor input, with built-in 8-module mounting frame



19848.1.B
Color touch screen, 4,3", for the control, 1 temperature sensor input, with built-in 8-module mounting frame



19849
Monochrome touch screen, for the room control - 3 modules



19432
Electronic temperature sensor



19849.B
Monochrome touch screen, for the room control - 3 modules



19432.B
Electronic temperature sensor



19840
Control device with four independent push buttons, KNX standard, visible in darkness, to be completed with half-buttons

Building automation - 1-module interchangeable half-buttons



19841
4 half-buttons without symbol



19841.0
4 half-buttons, O symbol



19841.1
4 half-buttons, I symbol



19841.B
4 half-buttons without symbol



19841.0.B
4 half-buttons, O symbol



19841.1.B
4 half-buttons, I symbol



19841.2
4 half-buttons, I O symbol



19841.3
4 half-buttons, directional arrows symbol



19841.4
4 half-buttons, regulation symbol



19841.2.B
4 half-buttons, I O symbol



19841.3.B
4 half-buttons, directional arrows symbol



19841.4.B
4 half-buttons, regulation symbol



19843
4 fixed half-buttons, without symbol



19843.B
4 fixed half-buttons, without symbol

Building automation - 2-module interchangeable half-buttons



19842
2 half-buttons without symbol



19842.0
2 half-buttons, O symbol



19842.1
2 half-buttons, I symbol



19842.B
2 half-buttons without symbol



19842.0.B
2 half-buttons, O symbol



19842.1.B
2 half-buttons, I symbol

¹ The indicated colour is that of emitted light

Well-contact Plus

Grey

White

Building automation - 2-module interchangeable half-buttons



19842.2
2 half-buttons,
IO symbol



19842.3
2 half-buttons,
directional arrows
symbol



19842.4
2 half-buttons,
regulation
symbol



19844
2 fixed half-buttons,
without symbol



19842.2.B
2 half-buttons,
IO symbol



19842.3.B
2 half-buttons,
directional arrows
symbol



19842.4.B
2 half-buttons,
regulation
symbol



19844.B
2 fixed half-buttons,
without symbol

Building automation - Control



19850
Passive infrared
presence detector,
KNX standard
- 2 modules



00802.14
Orientable
support
- 2 modules



00805.14
Adaptor for
orientable support
flush mounting
- 2 modules



00800.14
Frame for orientable
support surface
mounting



19850.B
Passive infrared
presence detector,
KNX standard
- 2 modules



00802
Orientable
support
- 2 modules



00805
Adaptor for
orientable support
flush mounting
- 2 modules



00800
Frame for orientable
support surface
mounting

Building automation - Access control



19457
Transponder card reader for
installation outside rooms, KNX
standard, 2 NO 4 A 24 V-
relay outputs, 2 inputs, power
supply 12-24 V~ 50-60 Hz
and 12-24 V d.c. (SELV)
- 3 modules.
Supplied without transponder card



19453
Transponder card reader with
vertical pocket for installation
inside rooms, KNX standard,
2 NO 4 A 24 V- relay outputs,
2 inputs, supplementary power
supply 12-24 V~ 50-60 Hz
and 12-24 V d.c. (SELV)
- 3 modules



19457.B
Transponder card reader for
installation outside rooms, KNX
standard, 2 NO 4 A 24 V-
relay outputs, 2 inputs, power
supply 12-24 V~ 50-60 Hz
and 12-24 V d.c. (SELV)
- 3 modules.
Supplied without transponder card



19453.B
Transponder card reader with
vertical pocket for installation
inside rooms, KNX standard,
2 NO 4 A 24 V- relay outputs,
2 inputs, supplementary power
supply 12-24 V~ 50-60 Hz
and 12-24 V d.c. (SELV)
- 3 modules



19450
Transponder card reader/programmer,
in 4-module table mounting box.
To complete with 4-module cover plate



19450.B
Transponder card reader/programmer,
in 4-module table mounting box.
To complete with 4-module cover plate



01598
Programmable and customizable
transponder card

Well-contact Plus

Grey	White
------	-------

Building automation - Temperature control



19430

Thermostat for ambient temperature control of 2 independent zones (heating and air-conditioning), KNX standard, NO 4 A 24 V- relay output + 1 temperature sensor (19432) input + 1 programmable input - 2 modules



19430.B

Thermostat for ambient temperature control of 2 independent zones (heating and air-conditioning), KNX standard, NO 4 A 24 V- relay output + 1 temperature sensor (19432) input + 1 programmable input - 2 modules



19432

Electronic temperature sensor



19432.B

Electronic temperature sensor

Building automation - Devices for DIN rail (60715 TH35) installation



01510

4-channel digital input device, programmable for NO, NC and 120-230 V- contacts, KNX standard



01523

Actuator with 4 NO 16 A 250 V- relay outputs, KNX standard



01522

Input/output device, 4 NO 16 A 250 V- relay outputs, 4 inputs for NO contacts, KNX standard



01524

Actuator for 2 roller shutters, 16 A 250 V- relay outputs, KNX standard



01528

Dimmer, 2 inputs for 01530, 2 NO 16 A 250 V- relay outputs, 2 1-10 V outputs, KNX standard



01526

Dimmer 230 V- 50-60 Hz for 2x300 W incandescent lamps, 2x300 VA ferromagnetic transformers, 2x300 VA electronic transformers, KNX standard



01530

Light sensor for dimmer 01528, KNX standard, ceiling installation



01515

Interface with 4 input or output programmable channels for LEDs, KNX standard



01500

Power supply with Bus 30 V d.c. 320 mA output, supply voltage 230 V- 50-60 Hz, with decoupling coil, KNX standard



01501

Power supply with Bus 30 V d.c. 640 mA output, 30 V d.c. auxiliary output, supply voltage 230 V- 50-60 Hz, with decoupling coil, KNX standard



01504

Line coupler, KNX standard



01540

USB interface, KNX B-type



16887

Safety transformer, 230/12-24 V- (SELV), 24 VA

KNX cable



01890

2x2x0,8 mm cable, KNX standard

Software and interface



Software for Well-contact Plus system management

01589: Well-contact Suite Light

01590: Well-contact Suite Basic

01591: Well-contact Suite Top

01592: Well-contact Suite Client

01593: Well-contact Suite Office

01594: Well-contact Suite Client Office

01595

Additional software for interfacing with existing management system



01597

USB spare key for Well-contact Suite software



01991


























EasyTool Professional LT software suite for By-me, Well-contact Plus configurator and EasyDraw and EasyCap softwares




Δ 01998.U

Well-contact Plus touch screen configurator, supplied with USB interface

Types of mounting

Module	Box		Frame	
1 and 2 for ø 60 mm mounting box	<p>Flush mounting</p>  <p>V71001 For masonry GW 650 °C, light blue V71001.AU GW 960 °C, black</p>  <p>V71701 For hollow walls, for frame without claws, GW 850 °C, light blue Δ V71601 As above</p>	<p>Surface mounting</p>  <p>09971.A 43,5 mm deep, RAL 9001 ivory 09971.01: white</p>  <p>09972.01 30 mm deep, white</p>	 <p>19601 1-module, with claws</p> <hr/>  <p>19602 2-module, with claws</p>  <p>19603 2-module, without screws</p>	
	<p>Flush mounting</p>  <p>V71001 For masonry GW 650 °C, light blue V71001.AU GW 960 °C, black</p>  <p>V71701 For hollow walls, for frame without claws, GW 850 °C, light blue Δ V71601 As above</p>	<p>Surface mounting</p>  <p>09971.A 43,5 mm deep, RAL 9001 ivory 09971.01: white</p>  <p>09972.01 30 mm deep, white</p>	 <p>19602 2-module, with claws</p>  <p>19603 2-module, without screws</p>	
2 centrals	 <p>V71303 For masonry GW 650 °C, light blue V71303.AU GW 960 °C, black</p>	 <p>V71703 For hollow walls, GW 850 °C, light blue Δ V71613 As above</p>	<p>Surface mounting</p>  <p>09975.A 43,5 mm deep, RAL 9001 ivory 09975.01: white</p>	 <p>19612 2-central-module, with screws</p>
	<p>Flush mounting</p>  <p>V71303 For masonry GW 650 °C, light blue V71303.AU GW 960 °C, black</p>	 <p>V71703 For hollow walls, GW 850 °C, light blue Δ V71613 As above</p>	<p>Surface mounting</p>  <p>09975.A 43,5 mm deep, RAL 9001 ivory 09975.01: white</p>	 <p>19613 3-module, with screws</p>
3	<p>Flush mounting</p>  <p>V71304 For masonry GW 650 °C, light blue V71304.AU GW 960 °C, black</p>	 <p>V71704 For hollow walls, GW 850 °C, light blue Δ V71614 As above</p>	<p>Table mounting</p>  <p>19784 4-module, grey 19784.B: white</p>	 <p>19614 4-module, with screws</p>

Types of mounting

Cover plate	Material and finishing availability*						
	Metal-Color	Metal-Elite	Alu-Tech	Wood	Reflex Plus	Color-Tech	Tecno-basic
Classic  19641... 1-module Dimensions: 90x90x8,6 mm	●	●	●	●		●	●
Round  19671... 1-module Dimensions: 94,5x94,5x8,4 mm	●	●		●	●	●	●
Classic  19642... 2-module Dimensions: 90x90x8,6 mm	●	●	●	●		●	●
Round  19672... 2-module Dimensions: 94,5x94,5x8,4 mm	●	●		●	●	●	●
Classic  19652... 2-central-module Dimensions: 122x90x8,6 mm	●	●	●	●		●	●
Round  19682... 2-central-module Dimensions: 122x90x8,2 mm	●	●		●	●	●	●
Classic  19653... 3-module Dimensions: 122x90x8,6 mm	●	●	●	●		●	●
Round  19683... 3-module Dimensions: 122x90x8,5 mm	●	●		●	●	●	●
Classic  19654... 4-module Dimensions: 144,5x90x8,6 mm	●	●	●	●		●	●
Round  19684... 4-module Dimensions: 144,5x90x8,5 mm	●	●		●	●	●	●







* Cover plates range, page 62

Δ Available until stocks last

Types of mounting





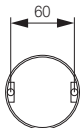

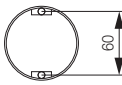




Module	Box	Frame	
7	<p>Flush mounting</p>  <p>V71306 For masonry GW 650 °C, light blue V71306.AU GW 960 °C, black</p> <p>V71706 For hollow walls, GW 850 °C, light blue Δ V71616 As above</p>	<p>Table mounting</p>  <p>19787 7-module, grey 19787.B: white</p>	 <p>19617 7-module, with screws</p>
8	<p>Flush mounting</p>  <p>V71318 For masonry GW 650 °C, light blue</p> <p>V71718 For hollow walls, GW 850 °C, light blue</p>	<p>Table mounting</p>  <p>19788 8-module with Classic and Round frame, grey 19788.B: white Dimensions: 141x151,9x135 mm</p>	 <p>19558 / 19558.D Color monitor, LCD 3,5", with built-in 8-module frame, grey 19558.B / 19558.D.B As above, white</p>  <p>19511 Color touch screen, 4,3", with built-in 8-module frame, grey 19511.B: as above, white</p>  <p>19848.1 Color touch screen 4,3" Well-contact Plus, with built-in 8-module frame, grey 19848.1.B: as above, white</p>  <p>19618 8-module (4+4), with screws</p>
14 (7+7)	<p>Flush mounting</p>  <p>V71320 For masonry GW 650 °C, light blue</p> <p>V71720 For hollow walls, GW 850 °C, light blue Δ V71620 As above</p>	<p>Surface mounting</p>  <p>09920.01: white 09920.14: grey</p>	 <p>19620 14-module (7+7), with screws</p>
21 (7+7+7)	<p>Flush mounting</p>  <p>V71321 For masonry GW 650 °C, light blue</p>	<p>Surface mounting</p>  <p>09921.01: white 09921.14: grey</p>	 <p>19621 21-module (7+7+7), with screws</p>

Types of mounting



Cover plate	Material and finishing availability*						
	Metal-Color	Metal-Elite	Alu-Tech	Wood	Reflex Plus	Color-Tech	Tecno-basic
<p>Classic</p>  <p>19657... 7-module Dimensions: 210x90x8,6 mm</p>	●	●	●	●		●	●
<p>Round</p>  <p>19687... 7-module Dimensions: 210x90x8,5 mm</p>	●	●		●	●	●	●
<p>Classic</p>  <p>19668... 8-module Dimensions: 146,5x163x9,3 mm</p>	●	●	●	●		●	●
<p>Round</p>  <p>19698... 8-module Dimensions: 145,5x162x9,5 mm</p>	●	●		●	●	●	●
<p>Classic</p>  <p>19660... 14-module (7+7) Dimensions: 210x161x8,6 mm</p>	<p>Technopolymer</p> <p>.71 Black .72 Grey .73 Ivory .74 White</p>						
<p>Classic</p>  <p>19661... 21-module (7+7+7) Dimensions: 206x222x11 mm</p>	<p>.71 Black .72 Grey .73 Ivory .74 White</p>						

* Cover plates range, page 62

Types of mounting































Module	Box	Frame
1	<p>Panel mounting</p>  <p>16776.AU GW 960 °C</p>	 <p>19626 1-module, with screws</p>
2	<p>Panel mounting</p>  <p>16776.AU x 2 GW 960 °C</p>	 <p>19627 2-module, with screws</p>
1 and 2 for ø 60 mm and 65 mm mounting box		 <p>19601 1-module, with claws</p>
		 <p>19602 2-module, with claws</p> <p>19603 2-module, without screws</p>
	 	 <p>19602 2-module, with claws</p> <p>19603 2-module, without screws</p>

Types of mounting





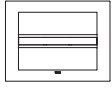





Cover plate	Material and finishing availability*						
Classic  19666... 1-module Dimensions: 40x82x8,6 mm	Technopolymer						
	.71 Black .72 Grey .73 Ivory .74 White						
Round  19696... 1-module Dimensions: 40x82x8,2 mm	.81 Black .82 Grey .83 Ivory .84 White						
Classic  19667... 2-module Dimensions: 40x139x8,6 mm	.71 Black .72 Grey .73 Ivory .74 White						
Round  19697... 2-module Dimensions: 40x139x8,7 mm	.81 Black .82 Grey .83 Ivory .84 White						
Classic  19641... 1-module Dimensions: 90x90x8,6 mm	Metal-Color	Metal-Elite	Alu-Tech	Wood	Reflex Plus	Color-Tech	Tecno-basic
	●	●	●	●		●	●
Round  19671... 1-module Dimensions: 94,5x94,5x8,4 mm	●	●		●	●	●	●
Classic  19642... 2-module Dimensions: 90x90x8,6 mm	●	●	●	●		●	●
Round  19672... 2-module Dimensions: 94,5x94,5x8,4 mm	●	●		●	●	●	●
Classic  19652... 2-central-module Dimensions: 122x90x8,6 mm	●	●	●	●		●	●
Round  19682... 2-central-module Dimensions: 122x90x8,2 mm	●	●		●	●	●	●

* Cover plates range, page 62




































Cover plates: guideline

		1-central-module		2-module		2-central-module		3 modules		3-module	
											
		Classic	Round	Classic	Round	Classic	Round	Classic	Round	Classic	Round
Metal-Color (Varnished metal)											
	Matt graphite	19641.01	19671.21	19642.01	19672.21	19652.01	19682.21	19653.01	19683.21	19654.01	19684.21
	Matt slate	19641.02	-	19642.02	-	19652.02	-	19653.02	-	19654.02	-
	Silver	19641.03	-	19642.03	-	19652.03	-	19653.03	-	19654.03	-
	Matt titanium	19641.04	-	19642.04	-	19652.04	-	19653.04	-	19654.04	-
	Matt pearl	19641.05	-	19642.05	-	19652.05	-	19653.05	-	19654.05	-
	Polar	19641.06	-	19642.06	-	19652.06	-	19653.06	-	19654.06	-
	Slate	-	19671.22	-	19672.22	-	19682.22	-	19683.22	-	19684.22
	Matt silver	-	19671.23	-	19672.23	-	19682.23	-	19683.23	-	19684.23
	Matt bronze	-	19671.24	-	19672.24	-	19682.24	-	19683.24	-	19684.24
	Matt pearl	-	19671.25	-	19672.25	-	19682.25	-	19683.25	-	19684.25
	Polar matt	-	19671.26	-	19672.26	-	19682.26	-	19683.26	-	19684.26
Metal-Elite (Refined metal)											
	Gold	19641.07	19671.27	19642.07	19672.27	19652.07	19682.27	19653.07	19683.27	19654.07	19684.27
	Brushed inox	19641.08	-	19642.08	-	19652.08	-	19653.08	-	19654.08	-
	Black chrome	19641.09	-	19642.09	-	19652.09	-	19653.09	-	19654.09	-
	Black nickel	19641.10	-	19642.10	-	19652.10	-	19653.10	-	19654.10	-
	Chrome	-	19671.28	-	19672.28	-	19682.28	-	19683.28	-	19684.28
	Dark nickel	-	19671.29	-	19672.29	-	19682.29	-	19683.29	-	19684.29
	Matt nickel	-	19671.30	-	19672.30	-	19682.30	-	19683.30	-	19684.30
Alu-Tech (Aluminium)											
	Aluminium	19641.15	-	19642.15	-	19652.15	-	19653.15	-	19654.15	-
	Lava	19641.16	-	19642.16	-	19652.16	-	19653.16	-	19654.16	-



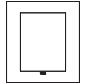

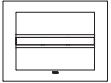





Cover plates: guideline

7-module		8-module		14-module	21-module	Panel mounting 1-module		Panel mounting 2-module	
									
Classic	Round	Classic	Round	Classic	Classic	Classic	Round	Classic	Round
19657.01	19687.21	19668.01	19698.21	-	-	-	-	-	-
19657.02	-	19668.02	-	-	-	-	-	-	-
19657.03	-	19668.03	-	-	-	-	-	-	-
19657.04	-	19668.04	-	-	-	-	-	-	-
19657.05	-	19668.05	-	-	-	-	-	-	-
19657.06	-	19668.06	-	-	-	-	-	-	-
-	19687.22	-	19698.22	-	-	-	-	-	-
-	19687.23	-	19698.23	-	-	-	-	-	-
-	19687.24	-	19698.24	-	-	-	-	-	-
-	19687.25	-	19698.25	-	-	-	-	-	-
-	19687.26	-	19698.26	-	-	-	-	-	-
19657.07	19687.27	19668.07	19698.27	-	-	-	-	-	-
19657.08	-	19668.08	-	-	-	-	-	-	-
19657.09	-	19668.09	-	-	-	-	-	-	-
19657.10	-	19668.10	-	-	-	-	-	-	-
-	19687.28	-	19698.28	-	-	-	-	-	-
-	19687.29	-	19698.29	-	-	-	-	-	-
-	19687.30	-	19698.30	-	-	-	-	-	-
19657.15	-	19668.15	-	-	-	-	-	-	-
19657.16	-	19668.16	-	-	-	-	-	-	-

Cover plates: guideline

		1-central-module		2-module		2-central-module		3-module		4-module	
											
		Classic	Round	Classic	Round	Classic	Round	Classic	Round	Classic	Round
Wood (Solid wood)											
	Wengé	19641.41	-	19642.41	-	19652.41	-	19653.41	-	19654.41	-
	Cherrywood	19641.42	19671.52	19642.42	19672.52	19652.42	19682.52	19653.42	19683.52	19654.42	19684.52
	Larch	19641.43	-	19642.43	-	19652.43	-	19653.43	-	19654.43	-
	Walnut	-	19671.51	-	19672.51	-	19682.51	-	19683.51	-	19684.51
	Maple	-	19671.53	-	19672.53	-	19682.53	-	19683.53	-	19684.53
Reflex Plus (Reflex)											
	Smoke grey	-	19671.61	-	19672.61	-	19682.61	-	19683.61	-	19684.61
	Caramel	-	19671.62	-	19672.62	-	19682.62	-	19683.62	-	19684.62
	Orange	-	19671.63	-	19672.63	-	19682.63	-	19683.63	-	19684.63
	Marine blue	-	19671.64	-	19672.64	-	19682.64	-	19683.64	-	19684.64
	Sagegreen	-	19671.65	-	19672.65	-	19682.65	-	19683.65	-	19684.65
	Ice	-	19671.66	-	19672.66	-	19682.66	-	19683.66	-	19684.66
Color-Tech (Painted technopolymer)											
	Matt red	19641.75	-	19642.75	-	19652.75	-	19653.75	-	19654.75	-
	Matt blue	19641.76	-	19642.76	-	19652.76	-	19653.76	-	19654.76	-
	Matt green	19641.77	-	19642.77	-	19652.77	-	19653.77	-	19654.77	-
	Matt gold	19641.78	-	19642.78	-	19652.78	-	19653.78	-	19654.78	-
	Matt silver	19641.79	-	19642.79	-	19652.79	-	19653.79	-	19654.79	-
	Red	-	19671.85	-	19672.85	-	19682.85	-	19683.85	-	19684.85
	Blue	-	19671.86	-	19672.86	-	19682.86	-	19683.86	-	19684.86
	Green	-	19671.87	-	19672.87	-	19682.87	-	19683.87	-	19684.87
	Antique gold	-	19671.88	-	19672.88	-	19682.88	-	19683.88	-	19684.88
	Silver	-	19671.89	-	19672.89	-	19682.89	-	19683.89	-	19684.89
Tecno-basic (Technopolymer)											
	Black	19641.71	19671.81	19642.71	19672.81	19652.71	19682.81	19653.71	19683.81	19654.71	19684.81
	Grey	19641.72	19671.82	19642.72	19672.82	19652.72	19682.82	19653.72	19683.82	19654.72	19684.82
	Ivory	19641.73	19671.83	19642.73	19672.83	19652.73	19682.83	19653.73	19683.83	19654.73	19684.83
	White	19641.74	19671.84	19642.74	19672.84	19652.74	19682.84	19653.74	19683.84	19654.74	19684.84

Cover plates: guideline

7-module		8-module		14-module	21-module	Panel mounting 1-module		Panel mounting 2-module	
									
Classic	Round	Classic	Round	Classic	Classic	Classic	Round	Classic	Round
19657.41	-	19668.41	-	-	-	-	-	-	-
19657.42	19687.52	19668.42	19698.52	-	-	-	-	-	-
19657.43	-	19668.43	-	-	-	-	-	-	-
-	19687.51	-	19698.51	-	-	-	-	-	-
-	19687.53	-	19698.53	-	-	-	-	-	-
-	19687.61	-	19698.61	-	-	-	-	-	-
-	19687.62	-	19698.62	-	-	-	-	-	-
-	19687.63	-	19698.63	-	-	-	-	-	-
-	19687.64	-	19698.64	-	-	-	-	-	-
-	19687.65	-	19698.65	-	-	-	-	-	-
-	19687.66	-	19698.66	-	-	-	-	-	-
19657.75	-	19668.75	-	-	-	-	-	-	-
19657.76	-	19668.76	-	-	-	-	-	-	-
19657.77	-	19668.77	-	-	-	-	-	-	-
19657.78	-	19668.78	-	-	-	-	-	-	-
19657.79	-	19668.79	-	-	-	-	-	-	-
-	19687.85	-	19698.85	-	-	-	-	-	-
-	19687.86	-	19698.86	-	-	-	-	-	-
-	19687.87	-	19698.87	-	-	-	-	-	-
-	19687.88	-	19698.88	-	-	-	-	-	-
-	19687.89	-	19698.89	-	-	-	-	-	-
19657.71	19687.81	19668.71	19698.81	19660.71	19661.71	19666.71	19696.81	19667.71	19697.81
19657.72	19687.82	19668.72	19698.82	19660.72	19661.72	19666.72	19696.82	19667.72	19697.82
19657.73	19687.83	19668.73	19698.83	19660.73	19661.73	19666.73	19696.83	19667.73	19697.83
19657.74	19687.84	19668.74	19698.84	19660.74	19661.74	19666.74	19696.84	19667.74	19697.84

Classic cover plates



Metal-Color (Varnished metal)



01 Matt graphite



02 Matt slate



03 Silver

Metal-Elite (Refined metal)



07 Gold




08 Brushed inox



09 Black chrome

Alu-Tech (Aluminium)



15 Aluminium



16 Lava

Wood (Solid wood)



41 Wengé



42 Cherrywood



43 Larch

Color-Tech (Painted technopolymer)



75 Matt red



76 Matt blue



77 Matt green

Tecno-Basic (Satin technopolymer)



71 Black



72 Grey



73 Ivory



04 Matt titanium



05 Matt pearl



06 Polar



10 Black nickel



78 Matt gold



79 Matt silver



74 White

Round cover plates



Metal-Color (Varnished metal)



21 Matt graphite



22 Slate



23 Matt silver

Metal-Elite (Refined metal)



27 Gold



28 Chrome



29 Dark nickel

Wood (Solid wood)



51 Walnut



52 Cherrywood



53 Maple

Reflex Plus (Reflex)



61 Smoke grey



62 Caramel



63 Orange

Color-Tech (Painted technopolymer)



85 Red



86 Blue



87 Green

Tecno-Basic (Technopolymer)



81 Black



82 Grey



83 Ivory



24 Matt bronze



25 Matt pearl



26 Polar matt



30 Matt nickel



64 Marine blue



65 Sagegreen



66 Ice



88 Antique gold



89 Silver



84 White

Isoset

Modules

1



14801



14901

IP55 cover

2



14802*



14902



14931**
with claws
14932**
with screws

3



14803



14903



14943**

4



14804



14812*



14904



14944**

6



14813*



14827

**) For white version, add to the basic code: **.01**
For granite version, add to the basic code: **.14**

8



14814*



14832



14912



14837

10



14815*

12



14838



14833



14913

14



14817*

16



14839

Customization

Devices and cover plates customization

Information

- all devices, buttons and cover plates are customized depending on conditions described below;
- the following finishings of cover plates are not customizable: **Metal-Color: Matt graphite (.01), Matt graphite (.21); Metal-Elite: Gold (.07), Black chrome (.09), Black nickel (.10), Gold (.27), Chrome (.28), Dark nickel (.29), Matt nickel (.30); Wood: larch (.43);**
- **Wooden cover plate** customisation: prices and quantities agreed with the commercial networks;
- if the required customisation is listed in the table "Standard symbols and wordings", indicate the relative code in addition to the required item code, **if it is not included in the table contact the Vimar sales office to check availability;**
- the customisation is **visible in the dark**: on the bottom of rocker controls and buttons, with the standard symbols available from the catalogue; in the centre on axial controls and buttons, with the standard symbols available from the catalogue; on the bottom of interchangeable rocker buttons (19031... , 19032... e 19033...) with customisable spaces; in the centre of interchangeable axial buttons (19131.0... e 19132.0...) with customisable spaces;
- the interchangeable rocker (19031... , 19032... , 19033...) and axial buttons (19131.0... , 19132.0...) can be customised by applying a Mylar label in the given space (the lower part for rockers and the centre for axial buttons).
For large quantities, customisations not included in the "Standard symbols and wordings" or for laser-printed customisations, please contact the Vimar sales department.

Laser customization advantages

- indelible engraving that does not deteriorate over time;
- high-precision reproduction even of very fine lines and complex images;
- service available even for minimal quantities;
- possibility of ordering the same customization at different times with identical results.

The few limits of technology

- it is not possible to reproduce coloured images.

What to supply

- a printout of the image to be reproduced, in black-and-white line drawing scaled 2 or 3 times larger than the finished size;
- an image in EPS, TIFF or JPEG format of the subject to be reproduced.

Things to avoid

- do not provide photocopies;
- do not fax the image to be reproduced, because the low definition of the fax makes it impossible to reproduce the customization with the high quality of laser system.

How to proceed

- enclose (without paper clips, staples or adhesive tape) or send the image to be reproduced;
- deliver all the documentation to your area wholesaler/distributor, who will then forward it to Vimar.

Cover plates, switches and buttons customization



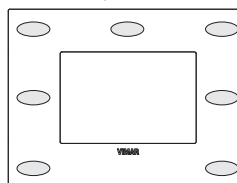
Customised controls and buttons with symbols that are **not visible** in the dark



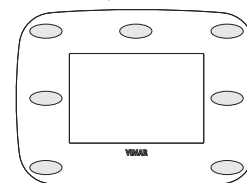
Interchangeable buttons with customisable space and symbol that are **visible** in the dark

Customizable positions


Classic cover plate



Round cover plate



Buttons and switches



Interchangeable controls and buttons.
Laser-printed customisation that is **not visible** in the dark, at the top and in the centre.



Interchangeable axial controls and buttons.
Laser-printed customisation that is **not visible** in the dark, at the top and bottom.



Interchangeable buttons 19031... , 19032... and 19033...
Laser-printed customisation that is **not visible** in the dark, at the top and in the centre. At the bottom, the customisation is **visible** in the dark, and is done using Mylar labels (see warnings).



Interchangeable axial buttons 19131.0... and 19132.0...
Laser-printed customisation that is not visible in the dark, at the top and bottom. In the centre, the customisation is **visible** in the dark, and is done using Mylar labels (see warnings).

Standard symbols and wordings (♦ symbols already on product catalogue)

♦110	♦111	♦112	113	114	115	116	117	118	119	120
ON	OFF									
121	122	123	124	125	126	127	128	129	130	131
132	133	134	135	136	137	138				
OPEN	CLOSE	ALARM	DO NOT DISTURB	COME IN	BACK	LIGHT	GENERAL	OUTSIDE	GARAGE	GARDEN
2139	2140	141	142	2143	2144	2145	2146	2147	148	2149
BATHROOM	CELLAR	STOREROOM	STAIRS	ATTIC	TERRACE					
2150	2151	2152	2153	2154	2155					

Smart card customization

Black-and-white customization in the rear side of smart, ISO and transponder cards.



Terms and conditions of sale

1. The contractual relationship resulting from acceptance of each individual order is governed by the standards described in these general terms of sale. The purchaser waives any other general purchasing conditions, unless otherwise specifically accepted in writing by VIMAR.
2. The purchase order is irrevocable and binding for the purchaser, and shall be considered accepted when the purchaser receives formal confirmation thereof from VIMAR. Once confirmed, the purchase order may not be cancelled without the prior written consent of VIMAR. In this event, VIMAR shall have the right to a suitable indemnity for the expenses and costs sustained in beginning to fulfill the order.
3. The prices indicated in the sale catalogues/price lists are purely indicative, and may change during the validity period of the catalogues/price lists themselves due to increased production costs. Once confirmed according to the procedures set forth in art. 2, the sale prices indicated in the order shall become binding, except in the event of unforeseen increases in production costs beyond VIMAR's control. In this event VIMAR shall inform the purchaser of the price increase, indicating the cause thereof.
4. Delivery terms are purely indicative unless specifically agreed otherwise. Should the manufacturer be unable to fulfill the order due to circumstances of force majeure, irregular supply of raw materials or other unforeseeable circumstances, the terms of delivery shall be considered extended, and the new terms will be established by mutual agreement between the parties.
5. Products will be delivered to the purchaser ex-works (EXW) from the VIMAR facilities in Vicenza (Italy) (Incoterms® 2010). The costs of packaging the products will be charged to the purchaser, and billed at cost.
6. The purchaser undertakes to verify the quantity and state of the shipped packages in confrontation with the carrier or forwarding agent.

Any complaints regarding quantity discrepancies or damaged packages must be notified within 8 days from receipt of the goods. No Products may be returned unless previously agreed upon with VIMAR. In any case return of items which are not included in the price list currently in force at the time of the request will not be taken into consideration.

In the case of authorized returns, the Products will have to be returned via free port and packing free of charge and shall be credited at the purchase price with a deduction from 10% to 30% for inspection and repackaging costs.
7. VIMAR does hereby represent and warrant that the Products shall comply with the technical specifications available in VIMAR's catalogues and literature in general. The products are guaranteed for the period of three years from the date of purchase. In order to enforce the guarantee, purchaser must report the non-conformity in writing to the vendor within two months of the date of its discovery, failing which his rights will lapse. In the event of non-conformity, the consumer may request VIMAR to repair or to replace the defective products. VIMAR guarantees to replace or to repair the defective products free of charge.

The guarantee shall not operate in the event of improper use of the products. Equally, non-conformities due to negligent or careless use, failure to comply with the instructions for operation of the equipment, installation in places that require specific safety standard, installation or maintenance performed by unauthorized personnel, damage caused during transport or by circumstances unrelated to manufacturing defects and/or non-conformity of the products are not covered by the present guarantee.

VIMAR declines all liability for damage or injury which may be caused directly or indirectly to persons, property and domestic animals as a result of failure to comply with the instructions given in VIMAR's catalogues and literature, in particular those related to installation, use and maintenance of the product.

This warranty is given in lieu of any additional warranty on the merchantability, quality and fitness for purpose. Consequently, except in case it is proven VIMAR's gross negligence, VIMAR shall not be liable for any direct or indirect damage or loss of profit due to the misuse, the inability to use, or the incorporation of the Products in other products.
8. The Products must be installed and/or used in compliance with their technical specifications and instructions provided by VIMAR; they must also be installed and/or used in observance of the regulations and requirements governing the installation and/or use of electrical material in force in the country where the products are installed and/or used.

Purchaser expressly relieves VIMAR of any liability in case the ordered products do not comply with the rules and/or standard and/or technical specifications in force in the country where they are delivered or installed in. Ordering the products Purchaser expressly declares that he has carried out all the necessary investigations regarding the compatibility of standards in force in the country for which they are purchased.
9. Payments must be made according to the procedures notified by VIMAR. Failure to pay invoices, in full or in part, beyond the established due date shall immediately lead to the application of interest at the rate as per D.Lgs. 9th October 2002, n. 231, in addition to any bank charges and commissions.

Failure to pay for any reason shall authorize VIMAR to suspend additional shipments of material.
10. Under the terms of art. 10 of the law 196/2003, the purchaser is hereby informed that all personal information shall be entered into the VIMAR database, as a necessary aspect of correctly upholding the contractual relationship and compliance with certain legal requirements, as well as for statistical, commercial, marketing, promotional purposes, credit protection, management and transfer thereof.

The personal information of the purchaser is processed by automated means and by authorized persons, with the use of security measures aimed at ensuring confidentiality.

The personal information of the purchaser may be notified to public agencies, other firms within the group, credit retrieval firms or firms, consortia or associations for commercial, market research, and marketing purposes.

VIMAR S.p.A. is the owner of processed data, whom the purchaser may contact to exercise his rights as set forth in article 13 of the law cited above. To this end the purchaser is hereby informed that he may access his own personal information at any time, and request that it be updated, corrected, or deleted and/or refuse to allow processing thereof.
11. The rights and obligations of the Parties are governed by Italian law, and the Court of Bassano del Grappa has non-exclusive jurisdiction over any controversy that may arise in relation to the sale of the products. The purchaser irrevocably accepts the jurisdiction of the Court of Bassano del Grappa should VIMAR file suit with said court.

B.C13040 EN 1306



8 007352 495678



VIMAR

Viale Vicenza, 14
36063 Marostica VI - Italy
Tel. +39 0424 488 600
Fax +39 0424 488 709

www.vimar.com