



Reliable Products for the Marine Industry

MARINE STANDARD PRODUCTS CATALOG

Guzzler® Pumps
Sea-Lect® Valves
Accessories

www.thebosworthco.com

10/1/2016 – 9/30/2017

Guzzler® Diaphragm Pumps

- Reliable performance in demanding applications
- Maximum suction lift: 12 ft (22 ft with check valve)
- Rugged aluminum handle
- Available with horizontal or vertical handle
- Above-deck and Below-deck mounting options
- Full range of replacement parts available

*If you haven't got a Guzzler,
you still need a pump !*

*Now also available for
1-1/8" Hose*

HORIZONTAL HANDLE PUMPS

- *Up-and-down pumping*



GH-0400D-1



GH-0450D-1



GH-0500D-1

1 INCH HOSE

1-1/2 INCH HOSE

VERTICAL HANDLE PUMPS

- *Back-and-forth pumping action*
- *Use with Thru-Deck Mounting Kit for thru-deck installation*



GH-0400D-4



GH-0450D-4



GH-0500D-4

FLUSH MOUNT VERTICAL PUMPS

- *Mounts below deck; only cover plate and handle are visible*
- *Attractive cover plate available in black or white*



GH-M400D-4



GH-M450D-4



GH-M500D-4



Product Family	Ordering #	Bosworth Item ID	Inlet/ Outlet	Valves
GH-0400D-1	G-01001	G400-H	1" Smooth	Flapper
GH-0400D-1	G-01016	G400-H 1 1/8	1-1/8" Smooth	Flapper
GH-0450D-1	G-04001	G450-H	1" Smooth	Duckbill
GH-0500D-1	G-08001	G500-H	1-1/2" Smooth	Flapper
GH-0400D-4	G-01011	G400-V	1" Smooth	Flapper
GH-0450D-4	G-04002	G450-V	1" Smooth	Duckbill
GH-0500D-4	G-08007	G500-V	1-1/2" Smooth	Flapper
GH-M400D-4	G-02001	GM-4-V	1" Smooth	Flapper
GH-M450D-4	G-05001	GM-450-V	1" Smooth	Duckbill
GH-M500D-4	G-09001	GM-5-V	1-1/2" Smooth	Flapper

Additional product options and configurations available on our website ... www.thebosworthco.com



Phone: (401) 438-1110
(888) 438-1110
Fax: (401) 438-2713

Prices valid from October 1, 2016 through September 30, 2017

HORIZONTAL HANDLE PUMPS - 2 INCH PORTS

- *Universal Handle converts easily from horizontal to vertical operation*
- *Available in non-sparking epoxy-coated aluminum or bronze*



GH-2600A



GH-2600B

GALLEY PUMP



GF-0250S

KAYAK PUMPS

- *Rugged, lightweight, on-board kayak bilge pumps*
- *Weighs less than 2 lbs !*
- *Equipped with lightweight spring for easy operation from sitting position*



GF-0400D



GF-0450D

MOTORIZED PUMPS

- *Available in 1-1/2 in and 2-in port sizes*
- *10 gpm to 23 gpm*
- *GE-2600 pump available in epoxy-coated aluminum or bronze*



GE-0500D



GE-2600A



GE-2600B

Product Family	Ordering #	Bosworth Item ID	Inlet/ Outlet	Description	Valves
GH-2600A	G-11001	G2600	2" S	Hand pump; epoxy alum	Flapper
GH-2600A	G-11003	G2600-1 1/2M	1-1/2" M	Hand pump; epoxy alum	Duckbill
GH-2600B	G-12001	G2600-B	2" S	Hand pump; bronze	Flapper
GH-2600B	G-12003	G2600-B 1 1/2M	1-1/2" M	Hand pump; bronze	Flapper
GF-0250S	G-34001	GF-250-QC3/8	3/8" QC	Galley foot pump	Umbrella
GF-0250S	G-34002	GF-250-BA1/2	1/2" BA	Galley foot pump	Umbrella
GF-0400D	G-30002	G400-S-LWS	1" S	Kayak foot pump	Flapper
GF-0450D	G-31002	G450-S-LWS	1" S	Kayak foot pump	Duckbill
GE-0501D	G-58001	GE0501D061488080BP	1-1/2" S	Motorized; 72 rpm / 9.9 gpm	Duckbill
GE-2600A	G-54001	G2800	2" Smooth	Epoxy-coated Aluminum; Motor-ready; Gear reducer with NEMA 56-C flange	Flapper
GE-2600B	G-54002	G2810	2" Smooth	Epoxy-coated Aluminum; 58 rpm / 12.9 gpm	Flapper
GE-2600A	G-55001	G2800-B	2" Smooth	Bronze; Motor-ready; Gear reducer with NEMA 56-C	Flapper
GE-2600B	G-55002	G2810-B	2" Smooth	Bronze; 58 rpm / 12.9 gpm	Flapper

Additional product options and configurations available on our website ... www.thebosworthco.com








Phone: (401) 438-1110
(888) 438-1110
Fax: (401) 438-2713

Prices valid from October 1, 2016 through September 30, 2017

930 Waterman Avenue, East Providence, Rhode Island 02914

Guzzler Pump Accessories

PUMP END KITS


Item	Image	Description	Compatibility	Bosworth Item ID	Ordering #
PUMP END KIT - 3/4" F		3/4" NPT Female (Tapped) Inlet and Outlet	400 and '450 Series Pump	G400T-1A2A_KIT	A-19001
PUMP END KIT - 3/4" M		3/4" NPT Male (Threaded) Inlet and Outlet	400 and '450 Series Pump	G400-1B2B_KIT	A-19002
PUMP END KIT - Male Garden Hose		3/4" Male (Threaded) Garden Hose Inlet and Outlet	400 and '450 Series Pump	G400-1BGH-2BGH_KIT	A-19003
PUMP END KIT - 1-1/8" Smooth		1-1/8" Smooth Inlet and Outlet	400 and '450 Series Pump	G400-1D12D1_KIT	A-19004
PUMP END KIT - 1-1/4" F		1-1/4" NPT Female (Tapped) Inlet and Outlet	500 Series Pump	G500T-1A2A_KIT	A-19101

FLUSH MOUNT PUMP ACCESSORIES

Item/Description	Image	Bosworth Item ID	Ordering #
White Trim Ring (option for Flush-mount pumps)		G4/5-7aMSTR-W	A-19201
Thru-deck mounting kit for "400/500" vertical handle pumps		G4/5TDMK	A-11001
Deck plate for Thru-deck mounting kit		G4/5 D.P.	A-11003
Boot for Thru-deck mounting kit		G4/5 TDMK-B	A-11004
"2600" Pump Thru-deck mounting kit with SS thru-bolts		G2600 TDMK	A-11007




Convert your Vertical Hand pump for below deck mounting

VENTED LOOPS

	1 1/8" Vented loop	S1 1/8 V.L.	A-12001
	1 1/2" Vented loop	S1 1/2 V.L.	A-12002
	Vacuum breaker assembly for vented loop	SV.B.-ASSEMBLY	A-12003

Use with sanitation systems to effectively vent odors

HOSE STRAINERS

	For "400" pump 1" I.D. hose	G#84	A-13001
	For "400" pump with 1 1/4" I.D. hose	G#84-1 1/4	A-13002
	For "500" pump 1 1/2" I.D. hose	G#85	A-13101
	For "600/2600" pump 2" I.D. hose	G#86	A-13201

Screen out debris for effective pump operation

Additional product options and configurations available on our website ...

www.thebosworthco.com



Phone: (401) 438-1110
(888) 438-1110
Fax: (401) 438-2713

Prices valid from October 1, 2016 through September 30, 2017

930 Waterman Avenue, East Providence, Rhode Island 02914

- Create and maintain pump prime
- Increase pump lift/delivery capability
 - Nearly doubles pump lift (from 12 ft to 22 ft for Guzzler pumps)
- Prevent backflow
- Available in range of sizes and end types
- Available with different valve types
 - Standard flapper valves for most uses
 - Duckbill valves for use in marine environments with dirty fluids



CV-0400D
1" Check Valve



CV-0410D
1" Strainer/Check Valve



CV-0500D
1-1/2" Check Valve



CV-2600A
2" Check Valve

Product Family	I/O Ports / Material	Valve	Bosworth Item ID	Ordering #
CV-0400D	3/4" Smooth / Acetal	White, Fabric-free Flapper	G#74-6 WFV	C-10501
	3/4" Barbed / Acetal		WFV	C-10513
	1" Smooth / Acetal		G#74-8 WFV	C-10502
	1-1/8" Smooth / Acetal		G#74-9 WFV	C-10503
CV-0400D	3/4" Smooth / Acetal	Black, Fabric-reinforced Flapper	G#74-6	C-10001
	1" Smooth / Acetal		G#74-8	C-10002
	1-1/8" Smooth / Acetal		G#74-9	C-10003
	1-1/4" Smooth / Acetal		G#74-10	C-10004
	1/2" Tapped / Acetal		G#74-F-4	C-10005
	3/4" Tapped / Acetal		G#74-F-6	C-10006
	3/4" Threaded / Acetal		G#74-M-6	C-10007
	1" Threaded / Acetal		G#74-M-8	C-10008
	3/4" Garden Hose / Acetal		G#74-MGH	C-10009
	1/2" Barbed Adapters / Acetal		G#74AB-1/2	C-10010
	5/8" Barbed Adapters / Acetal		G#74AB-5/8	C-10011
	3/4" Barbed Adapters / Acetal		G#74AB-3/4	C-10012
	3/4" Barbed / Acetal		G#74-B 3/4	C-10013
	1" Barbed / Acetal		G#74-B 1	C-10014
1-1/8" Barbed / Acetal	G#74-B 1 1/8	C-10015		
CV-0410D	1" Smooth / Acetal	Black, Fabric-reinforced Flapper	G#100	C-12001
	1/2" Tapped / Acetal		G#100-A	C-12002
	1/2" Barbed Adapters / Acetal		G#100AB-1/2	C-12003
	5/8" Barbed Adapters / Acetal		G#100AB-3/4	C-12004
	3/4" Barbed Adapters / Acetal		G#100AB-3/4	C-12005
CV-0500D	1-1/2" Smooth / Acetal	Black, Fabric-reinforced Flapper	G#75-12	C-21001
	2" Smooth / Acetal		G#75-16	C-21002
	1-1/4" Tapped / Acetal		G#75-F-10	C-21003
	1-1/2" Threaded / Acetal		G#75-M-12	C-21004
CV-2600A	2" Smooth / Aluminum	Buna-N flapper with SS molded disk	G#76-2600	C-31001
	1-1/4" Tapped / Aluminum		G#76-F-10	C-31002
	1-1/2" Threaded / Aluminum		G#76-M-12	C-31003

For use in dry environments

For use in wet environments (e.g., submerged lines)

Additional product options and configurations available on our website ...

www.thebosworthco.com



Phone: (401) 438-1110
(888) 438-1110
Fax: (401) 438-2713

930 Waterman Avenue, East Providence, Rhode Island 02914

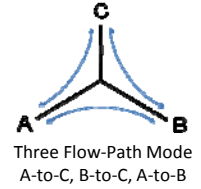
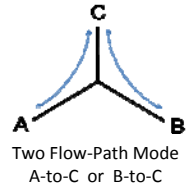
Prices valid from October 1, 2016 through September 30, 2017

Sea-Lect® Y-Valves



NEW!

- Available with Acetal resin or epoxy-coated aluminum handle
- Ideal for marine plumbing applications
- Inline, base-support or flush-mounted options
- Wide variety of end sizes, styles and adapters for ease of installation
- Supports either 2 flow-path or 3 flow-path modes



REDESIGNED INTERNALS!

- Easy-turning
- Resists freeze-up



Y-Valve Families

	YV-094D-L	YV-094D-B	YV-094D-F	YV-194D-F	YV-095D-B	YV-095D-F
Mounting	Inline	Base-mount	Flush-mount	Flush-mount, Slot-activated	Base-mount	Flush-mount
Hose Size: Min (inches)	1/2	1/2	1/2	1/2	1	1
Max (inches)	1	1	1	1	1-1/2	1-1/2

Face Plate/Trim Ring Options (for Flush Mount Y-Valves)



Bonnet



Raw Water - Fresh Water (Black Laminate)



Livewell - Washdown (Gray Delrin)



Livewell - Washdown (Black)



Head-Discharge-Tank (Gray Delrin)

CUSTOMIZING YOUR Y-VALVE

Example: YV-094D-B-30-474848



- Y-Valve Model '94
- Base-mounted
- Epoxy Alum. handle (short)
- No Trim Ring
- 3/4" Barbed Adapter
- 3/4" 90 deg Barbed Adapter
- 3/4" 90 deg Barbed Adapter

YV-094D -B -3 0 -47 48 48

MOUNTING STYLE	CODE
Inline	L
Base-mount	B
Flush-mount	F

ACTIVATION	CODE
Short Handle - Epoxy Alum.	3
Long Handle - Epoxy Alum.	4
Short Handle - Acetal resin	5
Long Handle - Acetal resin	6

Trim Ring	CODE
None	0

HOSE CONNECTION	CODE
1/2" F NPT	31
1/2" Barbed Adapter	37
1/2" 90 deg Barbed Adapter	38
5/8" Barbed Adapter	27
5/8" 90 deg Barbed Adapter	28
3/4" M NPT	42
3/4" Barbed Adapter	47
3/4" 90 deg Barbed Adapter	48
1" Smooth	50

Additional product options and configurations available on our website ...

www.thebosworthco.com



Phone: (401) 438-1110
(888) 438-1110
Fax: (401) 438-2713

Prices valid from October 1, 2016 through September 30, 2017

930 Waterman Avenue, East Providence, Rhode Island 02914

Sea-Lect® Y-Valves and Barbed Fittings

Y-VALVES

NEW!

	Trim Ring	Ports	"V"-SHAPED ACETAL RESIN HANDLE			"V"-SHAPED ALUMINUM HANDLE		
			Bosworth Item ID	Ordering #		Bosworth Item ID	Ordering #	
YV-094D INLINE	-	1" Smooth	S#94-CPH	Y-10501		S#94	Y-10001	
		1/2" Tapped	S#94-A-CPH	Y-10502		S#94-A	Y-10002	
		1/2" Barbed Adapter	S#94AB-1/2-CPH	Y-10503		S#94AB-1/2	Y-10003	
		3/4" Barbed Adapter	S#94AB-3/4-CPH	Y-10505		S#94AB-3/4	Y-10005	
YV-094D-B BASE MOUNT	-	1" Smooth	S#94BM-CPH	Y-11501		S#94BM	Y-11001	
		1/2" Tapped	S#94BM-A-CPH	Y-11502		S#94BM-A	Y-11002	
		3/4" Barbed Adapter	S#94BMAB-3/4-CPH	Y-11505		S#94BMAB-3/4	Y-11005	
YV-094D-F FLUSH MOUNT	Bonnet	1" Smooth	S#94M-CPH	Y-12501		S#94M	Y-12001	
		1/2" Tapped	S#94M-A-CPH	Y-12502		S#94M-A	Y-12002	
		3/4" Barbed Adapter	S#94MAB-3/4-CPH	Y-12505		S#94MAB-3/4	Y-12005	
	Livewell / Washdown	1/2" Tapped	S#94MLW-A-CPH	Y-12510		S#94MLW-A	Y-12010	
		1/2" Barbed Adapter	S#94MABLW-1/2-CPH	Y-12511		S#94MABLW-1/2	Y-12011	
		3/4" Barbed Adapter	S#94MABLW-3/4-CPH	Y-12513		S#94MABLW-3/4	Y-12013	
YV-095D-B BASE MOUNT	-	1-1/2" Barbed	S#95BM-CPH	Y-21501		S#95BM	Y-21001	
YV-095D-F FLUSH MOUNT	Head / Discharge / Tank	1-1/2" Barbed	S#95M-CPH	Y-22501		S#95M	Y-22001	

BARBED ADAPTERS



	Straight			90° Barbed Elbow		
	Bosworth Item ID	Ordering #		Bosworth Item ID	Ordering #	
1/4 x 1/4	STN22	A-31001				
1/4 x 5/16	STN252	A-31002				
3/8 x 1/4	STN32	A-31003				
1/2 x 1/4	STN42	A-31004				
1/2 x 3/8	STN34	A-31005		STLS34	A-32005	
1/2 x 1/2	STN44	A-31006		STLS44	A-32006	
1/2 x 5/8	STN54	A-31007		STLS54	A-32007	
1/2 x 3/4	STN64	A-31008		STLS64	A-32008	
3/4 x 3/8	STN36	A-31009		STLS36	A-32009	
3/4 x 1/2	STN46	A-31010		STLS46	A-32010	
3/4 x 5/8	STN56	A-31011		STLS56	A-32011	
3/4 x 3/4	STN66	A-31012		STLS66	A-32012	
3/4 x 1	STN86	A-31013		STLS86	A-32013	
1 x 1	STN88	A-31014		STLS88	A-32014	
1 x 1-1/4	STN158	A-31015				

Additional product options and configurations available on our website ...

www.thebosworthco.com



Phone: (401) 438-1110
(888) 438-1110
Fax: (401) 438-2713

Prices valid from October 1, 2016 through September 30, 2017

10 Waterman Avenue, East Providence, Rhode Island 02914

Pump Service Kits (Diaphragms and Valves)



Service Kit with Diaphragm & Flapper Valves for 400/450/500 pumps



Service Kit with Diaphragm & Duckbill Valves for 400/450/500 pumps



Service Kit with Diaphragm & Duckbill Valves for 2600 pumps

ORDERING NO: = MODEL # + "." + ITEM #

Example: GH-0400D.13D

Viton Diaphragm for "400" pump

		Pump Compatibility				
		GH-0400D, GH-M400D, GF-0400D, GE-0401D, GH-0450D, GH-M450D, GF-0450D	GH-0500D, GH-M500D, GE-0501D	GH-2600A, GH-2600B, GE-2600A, GE-2600B	GH-0600A	
		Model #	GH-0400D-1.	GH-0500D-1.	GH-2600A-6.	GH-0600A-1.
		Item #				
DIAPHRAGMS						
Diaphragm-Buna N (FDA-approved material)	13	GH-0400D-1.13	GH-0500D-1.13	GH-2600A-6.13	GH-0600A-1.13	
Diaphragm-Buna N	13A	GH-0400D-1.13A	GH-0500D-1.13A	GH-2600A-6.13A	GH-0600A-1.13A	
Diaphragm-Buna-N (Double-sided)	13B	GH-0400D-1.13B	GH-0500D-1.13B	GH-2600A-6.13B	GH-0600A-1.13B	
Diaphragm-Buna-N (3-ply pre-laminated)	13C	GH-0400D-1.13C	GH-0500D-1.13C	GH-2600A-6.13C	GH-0600A-1.13C	
Diaphragm-Viton	13D	GH-0400D-1.13D	GH-0500D-1.13D	GH-2600A-6.13D	GH-0600A-1.13D	
Diaphragm-EPDM	13F	GH-0400D-1.13F	GH-0500D-1.13F	GH-2600A-6.13F	GH-0600A-1.13F	
VALVES						
		GH-0400D-1.	GH-0500D-1.	GH-2600A-6.	GH-0600A-1.	
Flapper Valves/Buna-N (pair)	14	GH-0400D-1.14	GH-0500D-1.14	GH-2600A-6.14	GH-0600A-1.14	
Flapper Valves/Viton (pair)	14A	GH-0400D-1.14A	GH-0500D-1.14A	GH-2600A-6.14A	GH-0600A-1.14A	
Flapper Valves/EPDM (pair)	14C	GH-0400D-1.14C	GH-0500D-1.14C	GH-2600A-6.14C	GH-0600A-1.14C	
Duckbill Valves/Buna-N (pair)	16	GH-0400D-1.16	GH-0500D-1.16	GH-2600A-6.16	GH-0600A-1.16	
SERVICE KITS						
		GH-0400D-1.	GH-0500D-1.	GH-2600A-6.	GH-0600A-1.	
DB Service Kit (diaphragm & duckbill valves)	16A	GH-0400D-1.16A	GH-0500D-1.16A	GH-2600A-6.16A	GH-0600A-1.16A	
Service Kit (diaphragm & flapper valves)	17	GH-0400D-1.17	GH-0500D-1.17	GH-2600A-6.17	GH-0600A-1.17	
Service Kit (Double-sided)	17A	GH-0400D-1.17A	GH-0500D-1.17A	GH-2600A-6.17A	GH-0600A-1.17A	
Service Kit (3-ply pre-laminated)	17B	GH-0400D-1.17B	GH-0500D-1.17B	GH-2600A-6.17B	GH-0600A-1.17B	
Service Kit (Viton)	17C	GH-0400D-1.17C	GH-0500D-1.17C	GH-2600A-6.17C	GH-0600A-1.17C	
Service Kit (EPDM)	17E	GH-0400D-1.17E	GH-0500D-1.17E	GH-2600A-6.17E	GH-0600A-1.17E	
Service Kit for 2800 (Double-sided)	17-2800	GH-0400D-1.17-2800	GH-0500D-1.17-2800	GH-2600A-6.17-2800	GH-0600A-1.17-2800	

Additional product options and configurations available on our website ...

www.thebosworthco.com




Phone: (401) 438-1110
(888) 438-1110
Fax: (401) 438-2713

930 Waterman Avenue, East Providence, Rhode Island 02914

Prices valid from October 1, 2016 through September 30, 2017

Pump Replacement Parts

GH-0400D Hand Pump



ORDERING NO: = MODEL # + "." + ITEM #

Example: GH-0400D.1B3 3/4" Male Inlet for "400" pump

	Pump Compatibility			
	Horizontal Handle GH-0400D Pump	Vertical Handle GH-0400D Pump	Flush-Mount GH-M400D Pump	
Model #	GH-0400D-1.	GH-0400D-4.	GH-M400D-4.	
Item #				
Inlet 3/4" F NPT	1B2	GH-0400D-1.1B2	GH-0400D-4.1B2	GH-M400D-4.1B2
Inlet 3/4" Male	1B3	GH-0400D-1.1B3	GH-0400D-4.1B3	GH-M400D-4.1B3
Inlet 3/4" Barbed	1B4	GH-0400D-1.1B4	GH-0400D-4.1B4	GH-M400D-4.1B4
Inlet 3/4" Female Garden Hose Adapter	1B6	GH-0400D-1.1B6	GH-0400D-4.1B6	GH-M400D-4.1B6
Inlet 3/4" MGH (male garden hose)	1B7	GH-0400D-1.1B7	GH-0400D-4.1B7	GH-M400D-4.1B7
Inlet 1" Smooth	1C1	GH-0400D-1.1C1	GH-0400D-4.1C1	GH-M400D-4.1C1
Inlet 1-1/8" Smooth	1D1	GH-0400D-1.1D1	GH-0400D-4.1D1	GH-M400D-4.1D1
Outlet 3/4" F NPT	2B2	GH-0400D-1.2B2	GH-0400D-4.2B2	GH-M400D-4.2B2
Outlet 3/4" Male	2B3	GH-0400D-1.2B3	GH-0400D-4.2B3	GH-M400D-4.2B3
Outlet 3/4" Barbed	2B4	GH-0400D-1.2B4	GH-0400D-4.2B4	GH-M400D-4.2B4
Outlet 3/4" Female Garden Hose Adapter	2B6	GH-0400D-1.2B6	GH-0400D-4.2B6	GH-M400D-4.2B6
Outlet 3/4" MGH (male garden hose)	2B7	GH-0400D-1.2B7	GH-0400D-4.2B7	GH-M400D-4.2B7
Outlet 1" Smooth	2C1	GH-0400D-1.2C1	GH-0400D-4.2C1	GH-M400D-4.2C1
Outlet 1-1/8" Smooth	2D1	GH-0400D-1.2D1	GH-0400D-4.2D1	GH-M400D-4.2D1
Button	3	GH-0400D-1.3	GH-0400D-4.3	GH-M400D-4.3
Clevis	4	GH-0400D-1.4	GH-0400D-4.4	GH-M400D-4.4
Body	5	GH-0400D-1.5	GH-0400D-4.5	GH-M400D-4.5
Clamp Ring	6	GH-0400D-1.6	GH-0400D-4.6	GH-M400D-4.6
M-Series Mounting Ring	6A	GH-0400D-1.6A	GH-0400D-4.6A	GH-M400D-4.6A
Intermediate Ring	6B	GH-0400D-1.6B	GH-0400D-4.6B	GH-M400D-4.6B
M-Series Trim Ring w/Boot & 4 Screws	7	GH-0400D-1.7	GH-0400D-4.7	GH-M400D-4.7
Trim Ring (White) with cover and 4 screws	7A	GH-0400D-1.7A	GH-0400D-4.7A	GH-M400D-4.7A
Trim Ring (Black) with cover and 4 screws	7B	GH-0400D-1.7B	GH-0400D-4.7B	GH-M400D-4.7B
Horizontal Handle with actuator	9	GH-0400D-1.9	GH-0400D-4.9	GH-M400D-4.9
Vertical Handle	9A	GH-0400D-1.9A	GH-0400D-4.9A	GH-M400D-4.9A
M-Series Handle	9B	GH-0400D-1.9B	GH-0400D-4.9B	GH-M400D-4.9B
Vertical Actuator	11A	GH-0400D-1.11A	GH-0400D-4.11A	GH-M400D-4.11A
Aluminum M-Series Actuator	11B	GH-0400D-1.11B	GH-0400D-4.11B	GH-M400D-4.11B
Stainless Steel M-Series Actuator	11C	GH-0400D-1.11C	GH-0400D-4.11C	GH-M400D-4.11C
Hardware (stainless nuts & bolts)	12	GH-0400D-1.12	GH-0400D-4.12	GH-M400D-4.12
Pin Set	PS	GH-0400D-1.PS	GH-0400D-4.PS	GH-M400D-4.PS
Pin Set for M-Series (Flush mount)	PS-MS	GH-0400D-1.PS-MS	GH-0400D-4.PS-MS	GH-M400D-4.PS-MS

Additional product options and configurations available on our website ...

www.thebosworthco.com



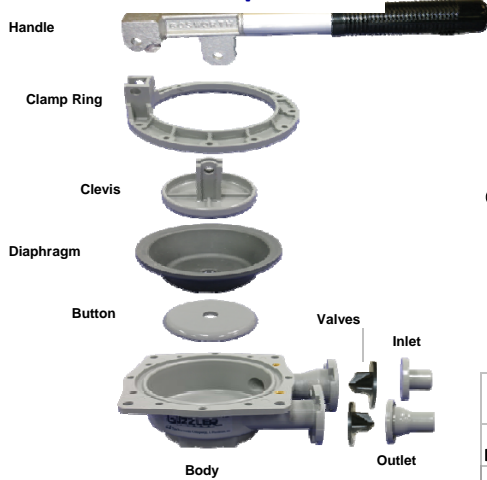
Phone: (401) 438-1110
 (888) 438-1110
 Fax: (401) 438-2713

930 Waterman Avenue, East Providence, Rhode Island 02914

Prices valid from October 1, 2016 through September 30, 2017

Pump Replacement Parts

GH-0450D Hand Pump



ORDERING NO: = MODEL # + "." + ITEM #

Example: GH-0450D.9A Vertical Handle for "450" pump

	Model #	Pump Compatibility		
		Horizontal Handle GH-0450D Pump	Vertical Handle 0450D Pump	Flush-Mount GH-M450D Pump
	GH-0450D-1.	GH-0450D-4.	GH-M450D-4.	
Item #				
Inlet 3/4" F NPT	1B2	GH-0450D-1.1B2	GH-0450D-4.1B2	GH-M450D-4.1B2
Inlet 3/4" Male	1B3	GH-0450D-1.1B3	GH-0450D-4.1B3	GH-M450D-4.1B3
Inlet 3/4" Barbed	1B4	GH-0450D-1.1B4	GH-0450D-4.1B4	GH-M450D-4.1B4
Inlet 3/4" Female Garden Hose Adapter	1B6	GH-0450D-1.1B6	GH-0450D-4.1B6	GH-M450D-4.1B6
Inlet 3/4" MGH (male garden hose)	1B7	GH-0450D-1.1B7	GH-0450D-4.1B7	GH-M450D-4.1B7
Inlet 1" Smooth	1C1	GH-0450D-1.1C1	GH-0450D-4.1C1	GH-M450D-4.1C1
Inlet 1-1/8" Smooth	1D1	GH-0450D-1.1D1	GH-0450D-4.1D1	GH-M450D-4.1D1
Outlet 3/4" F NPT	2B2	GH-0450D-1.2B2	GH-0450D-4.2B2	GH-M450D-4.2B2
Outlet 3/4" Male	2B3	GH-0450D-1.2B3	GH-0450D-4.2B3	GH-M450D-4.2B3
Outlet 3/4" Barbed	2B4	GH-0450D-1.2B4	GH-0450D-4.2B4	GH-M450D-4.2B4
Outlet 3/4" Female Garden Hose Adapter	2B6	GH-0450D-1.2B6	GH-0450D-4.2B6	GH-M450D-4.2B6
Outlet 3/4" MGH (male garden hose)	2B7	GH-0450D-1.2B7	GH-0450D-4.2B7	GH-M450D-4.2B7
Outlet 1" Smooth	2C1	GH-0450D-1.2C1	GH-0450D-4.2C1	GH-M450D-4.2C1
Outlet 1-1/8" Smooth	2D1	GH-0450D-1.2D1	GH-0450D-4.2D1	GH-M450D-4.2D1
Button	3	GH-0450D-1.3	GH-0450D-4.3	GH-M450D-4.3
Clevis	4	GH-0450D-1.4	GH-0450D-4.4	GH-M450D-4.4
Body	5	GH-0450D-1.5	GH-0450D-4.5	GH-M450D-4.5
Clamp Ring	6	GH-0450D-1.6	GH-0450D-4.6	GH-M450D-4.6
M-Series Mounting Ring	6A	GH-0450D-1.6A	GH-0450D-4.6A	GH-M450D-4.6A
Intermediate Ring	6B	GH-0450D-1.6B	GH-0450D-4.6B	GH-M450D-4.6B
M-Series Trim Ring w/Boot & 4 Screws	7	GH-0450D-1.7	GH-0450D-4.7	GH-M450D-4.7
Trim Ring (White) with cover and 4 screws	7A	GH-0450D-1.7A	GH-0450D-4.7A	GH-M450D-4.7A
Trim Ring (Black) with cover and 4 screws	7B	GH-0450D-1.7B	GH-0450D-4.7B	GH-M450D-4.7B
Horizontal Handle with actuator	9	GH-0450D-1.9	GH-0450D-4.9	GH-M450D-4.9
Vertical Handle	9A	GH-0450D-1.9A	GH-0450D-4.9A	GH-M450D-4.9A
M-Series Handle	9B	GH-0450D-1.9B	GH-0450D-4.9B	GH-M450D-4.9B
Vertical Actuator	11A	GH-0450D-1.11A	GH-0450D-4.11A	GH-M450D-4.11A
Aluminum M-Series Actuator	11B	GH-0450D-1.11B	GH-0450D-4.11B	GH-M450D-4.11B
Stainless Steel M-Series Actuator	11C	GH-0450D-1.11C	GH-0450D-4.11C	GH-M450D-4.11C
Hardware (stainless nuts & bolts)	12	GH-0450D-1.12	GH-0450D-4.12	GH-M450D-4.12
Pin Set	PS	GH-0450D-1.PS	GH-0450D-4.PS	GH-M450D-4.PS
Pin Set for M-Series (Flush mount)	PS-MS	GH-0450D-1.PS-MS	GH-0450D-4.PS-MS	GH-M450D-4.PS-MS

Additional product options and configurations available on our website ...

www.thebosworthco.com




Phone: (401) 438-1110
(888) 438-1110
Fax: (401) 438-2713

930 Waterman Avenue, East Providence, Rhode Island 02914

Prices valid from October 1, 2016 through September 30, 2017

GH-0500D Hand Pump



ORDERING NO: = **MODEL #** + "." + **ITEM #**

Example: GH-0500D.9A Vertical Handle for "500" pump

	Model #	Pump Compatibility		
		Horizontal Handle GH-0500D Pump	Vertical Handle GH-0500D Pump	Flush-Mount GH-M500D Pump
		GH-0500D-1.	GH-0500D-4.	GH-M500D-4.
Item #				
Inlet 1-1/4" F NPT	1F2	GH-0500D-1.1F2	GH-0500D-4.1F2	GH-M500D-4.1F2
Inlet 1-1/2" Smooth	1G1	GH-0500D-1.1G1	GH-0500D-4.1G1	GH-M500D-4.1G1
Outlet 1-1/4" F NPT	2F2	GH-0500D-1.2F2	GH-0500D-4.2F2	GH-M500D-4.2F2
Outlet 1-1/2" Smooth	2G1	GH-0500D-1.2G1	GH-0500D-4.2G1	GH-M500D-4.2G1
Button	3	GH-0500D-1.3	GH-0500D-4.3	GH-M500D-4.3
Clevis	4	GH-0500D-1.4	GH-0500D-4.4	GH-M500D-4.4
Body	5	GH-0500D-1.5	GH-0500D-4.5	GH-M500D-4.5
Clamp Ring	6	GH-0500D-1.6	GH-0500D-4.6	GH-M500D-4.6
M-Series Mounting Ring	6A	GH-0500D-1.6A	GH-0500D-4.6A	GH-M500D-4.6A
Intermediate Ring	6B	GH-0500D-1.6B	GH-0500D-4.6B	GH-M500D-4.6B
M-Series Trim Ring w/Boot & 4 Screws	7	GH-0500D-1.7	GH-0500D-4.7	GH-M500D-4.7
Trim Ring (White) with cover and 4 screws	7A	GH-0500D-1.7A	GH-0500D-4.7A	GH-M500D-4.7A
Trim Ring (Black) with cover and 4 screws	7B	GH-0500D-1.7B	GH-0500D-4.7B	GH-M500D-4.7B
Horizontal Handle with actuator	9	GH-0500D-1.9	GH-0500D-4.9	GH-M500D-4.9
Vertical Handle	9A	GH-0500D-1.9A	GH-0500D-4.9A	GH-M500D-4.9A
M-Series Handle	9B	GH-0500D-1.9B	GH-0500D-4.9B	GH-M500D-4.9B
Vertical Actuator	11A	GH-0500D-1.11A	GH-0500D-4.11A	GH-M500D-4.11A
Aluminum M-Series Actuator	11B	GH-0500D-1.11B	GH-0500D-4.11B	GH-M500D-4.11B
Stainless Steel M-Series Actuator	11C	GH-0500D-1.11C	GH-0500D-4.11C	GH-M500D-4.11C
Hardware (stainless nuts & bolts)	12	GH-0500D-1.12	GH-0500D-4.12	GH-M500D-4.12
Pin Set	PS	GH-0500D-1.PS	GH-0500D-4.PS	GH-M500D-4.PS
Pin Set for M-Series (Flush mount)	PS-MS	GH-0500D-1.PS-MS	GH-0500D-4.PS-MS	GH-M500D-4.PS-MS

Additional product options and configurations available on our website ...

www.thebosworthco.com



Phone: (401) 438-1110
(888) 438-1110
Fax: (401) 438-2713

930 Waterman Avenue, East Providence, Rhode Island 02914

Prices valid from October 1, 2016 through September 30, 2017

Pump Replacement Parts

GH-2600 Hand Pump



ORDERING NO: = MODEL # + "." + ITEM #

Example: GH-2600A-6.1F2 1-1/4" F Inlet for "2600A" pump

		Pump Compatibility		
		GH-2600A	GH-2600B	GH-0600A
		2-INCH UNIVERSAL-HANDLE ALUMINUM '2600 HAND PUMP	2-INCH UNIVERSAL-HANDLE BRONZE '2600 HAND PUMP	2-INCH HORIZONTAL-HANDLE ALUMINUM HAND PUMP <i>(DISCONTINUED - PARTS ONLY)</i>
Model #		GH-2600A-6.	GH-2600B-6.	GH-0600A-1.
Item #				
Inlet 1-1/4" F NPT	1F2	GH-2600A-6.1F2	GH-2600B-6.1F2	GH-0600A-1.1F2
Inlet 1-1/2" Male	1G3	GH-2600A-6.1G3	GH-2600B-6.1G3	GH-0600A-1.1G3
Inlet 2" Smooth	1H	GH-2600A-6.1H	GH-2600B-6.1H	GH-0600A-1.1H
Outlet 1-1/4" F NPT	2F2	GH-2600A-6.2F2	GH-2600B-6.2F2	GH-0600A-1.2F2
Outlet 1-1/2" Male	2G3	GH-2600A-6.2G3	GH-2600B-6.2G3	GH-0600A-1.2G3
Outlet 2" Smooth	2H	GH-2600A-6.2H	GH-2600B-6.2H	GH-0600A-1.2H
Button	3	GH-2600A-6.3	GH-2600B-6.3	GH-0600A-1.3
Clevis	4	GH-2600A-6.4	GH-2600B-6.4	GH-0600A-1.4
Clevis-2600 Ass'bly: plates/bushings/supports/pin/screws	4A	GH-2600A-6.4A	GH-2600B-6.4A	GH-0600A-1.4A
Body	5	GH-2600A-6.5	GH-2600B-6.5	GH-0600A-1.5
Clamp Ring	6	GH-2600A-6.6	GH-2600B-6.6	GH-0600A-1.6
19" Universal (Horizontal/Vertical) Handle (Horizontal only for "600")	9C	GH-2600A-6.9C	GH-2600B-6.9C	GH-0600A-1.9C
Horizontal Actuator	11	GH-2600A-6.11	GH-2600B-6.11	GH-0600A-1.11
Vertical Actuator	11A	GH-2600A-6.11A	GH-2600B-6.11A	GH-0600A-1.11A
Actuator Extension	11D	GH-2600A-6.11D	GH-2600B-6.11D	GH-0600A-1.11D
Hardware (stainless nuts & bolts)	12	GH-2600A-6.12	GH-2600B-6.12	GH-0600A-1.12
Pin Set	PS	GH-2600A-6.PS	GH-2600B-6.PS	GH-0600A-1.PS

Additional product options and configurations available on our website ...

www.thebosworthco.com




Phone: (401) 438-1110
(888) 438-1110
Fax: (401) 438-2713


930 Waterman Avenue, East Providence, Rhode Island 02914

Prices valid from October 1, 2016 through September 30, 2017

GF-0400D / GF-0500D



GF-0450D



**GF-0400D, GF-0450D,
GF-0500D Foot Pumps**

ORDERING NO: = MODEL # + "." + ITEM #

Example: GF-0400D-0.1B2
3/4" F Inlet for "400D" foot pump

	Model #	Pump Compatibility		
		400 STYLE KAYAK FOOT PUMP	450 STYLE KAYAK FOOT PUMP	500 STYLE KAYAK FOOT PUMP
		GF-0400D-0.	GF-0450D-0.	GF-0500D-0.
Item #				
Inlet 3/4" F NPT	1B2	GF-0400D-0.1B2	GF-0450D-0.1B2	GF-0500D-0.1B2
Inlet 3/4" Male	1B3	GF-0400D-0.1B3	GF-0450D-0.1B3	GF-0500D-0.1B3
Inlet 3/4" Barbed	1B4	GF-0400D-0.1B4	GF-0450D-0.1B4	GF-0500D-0.1B4
Inlet 3/4" Female Garden Hose Adapter	1B6	GF-0400D-0.1B6	GF-0450D-0.1B6	GF-0500D-0.1B6
Inlet 3/4" MGH (male garden hose)	1B7	GF-0400D-0.1B7	GF-0450D-0.1B7	GF-0500D-0.1B7
Inlet 1" Smooth	1C1	GF-0400D-0.1C1	GF-0450D-0.1C1	GF-0500D-0.1C1
Inlet 1-1/4" F NPT	1F2	GF-0400D-0.1F2	GF-0450D-0.1F2	GF-0500D-0.1F2
Inlet 1-1/2" Smooth	1G1	GF-0400D-0.1G1	GF-0450D-0.1G1	GF-0500D-0.1G1
Outlet 3/4" F NPT	2B2	GF-0400D-0.2B2	GF-0450D-0.2B2	GF-0500D-0.2B2
Outlet 3/4" Male	2B3	GF-0400D-0.2B3	GF-0450D-0.2B3	GF-0500D-0.2B3
Outlet 3/4" Barbed	2B4	GF-0400D-0.2B4	GF-0450D-0.2B4	GF-0500D-0.2B4
Outlet 3/4" Female Garden Hose Adapter	2B6	GF-0400D-0.2B6	GF-0450D-0.2B6	GF-0500D-0.2B6
Outlet 3/4" MGH (male garden hose)	2B7	GF-0400D-0.2B7	GF-0450D-0.2B7	GF-0500D-0.2B7
Outlet 1" Smooth	2C1	GF-0400D-0.2C1	GF-0450D-0.2C1	GF-0500D-0.2C1
Outlet 1-1/4" F NPT	2F2	GF-0400D-0.2F2	GF-0450D-0.2F2	GF-0500D-0.2F2
Outlet 1-1/2" Smooth	2G1	GF-0400D-0.2G1	GF-0450D-0.2G1	GF-0500D-0.2G1
Button	3	GF-0400D-0.3	GF-0450D-0.3	GF-0500D-0.3
Bottom Button & SS Washer	3B	GF-0400D-0.3B	GF-0450D-0.3B	GF-0500D-0.3B
Body	5	GF-0400D-0.5	GF-0450D-0.5	GF-0500D-0.5
Clamp Ring	6	GF-0400D-0.6	GF-0450D-0.6	GF-0500D-0.6
Spring	8	GF-0400D-0.8	GF-0450D-0.8	GF-0500D-0.8
Spring-Lightweight	8A	GF-0400D-0.8A	GF-0450D-0.8A	GF-0500D-0.8A
Plunger	9F	GF-0400D-0.9F	GF-0450D-0.9F	GF-0500D-0.9F
Hardware	12	GF-0400D-0.12	GF-0450D-0.12	GF-0500D-0.12

Additional product options and configurations available on our website ...

www.thebosworthco.com




Phone: (401) 438-1110
(888) 438-1110
Fax: (401) 438-2713

930 Waterman Avenue, East Providence, Rhode Island 02914

Prices valid from October 1, 2016 through September 30, 2017

Pump Replacement Parts

GE-0401D / GE-0501D



GE-2600A



Motorized Pumps:
GE-0401D, GE-0501D,
GE-2600A

ORDERING NO. = MODEL # +*.#+ ITEM #

Example: GE-0401D-0.1B3

3/4" F Inlet for *401D* Motorized pump

Inlet 3/4" F NPT
Inlet 3/4" Male
Inlet 3/4" Barbed
Inlet 3/4" Female Garden Hose Adapter
Inlet 3/4" MGH (male garden hose)
Inlet 1" Smooth
Inlet 1-1/8" Smooth
Inlet 1-1/4" F NPT
Inlet 1-1/2" Smooth
Inlet 1-1/2" Male
Inlet 2" Smooth
Outlet 3/4" F NPT
Outlet 3/4" Male
Outlet 3/4" Barbed
Outlet 3/4" Female Garden Hose Adapter
Outlet 3/4" MGH (male garden hose)
Outlet 1" Smooth
Outlet 1-1/8" Smooth
Outlet 1-1/4" F NPT
Outlet 1-1/2" Smooth
Outlet 1-1/2" Male
Outlet 2" Smooth
Bottom Button & SS Washer
Clevis
Connecting Rod with Bearing
Body
Intermediate Ring
Motor Mounting Plate
Hardware (stainless nuts & bolts)
TH1/4-20x1/2 (1) Diaphragm Screw
Pin Set for GE-4/5 Motorized Pumps
Rod End Bearing w/Nut
Connecting Rod Bolt w/washers (3)
Connecting Rod Bolt w/spacer
Crank Arm (18mm) w/1/4-20 Set Screws (2)
Crank Arm (5/8in) w/1/4-20 Set Screws (2)
Crank Arm (3/4in) w/1/4-20 Set Screws (2)
Crank Arm
Motor Base/ Mounting Bracket
115 VAC Gearmotor-60 rpm/133 in-lbs
115 VAC Gearmotor-72 rpm/111 in-lbs
Switch Box w/Capacitor, power & motor cords & connectors
NEMA 56-C Flange Gear Reducer (30:1)
Pump Guard

Pump Compatibility			
	400-STYLE MOTORIZED PUMP WITH 115 VAC MOTOR	500-STYLE MOTORIZED PUMP WITH 115 VAC MOTOR	MOTOR-READY 2-INCH ALUMINIUM PUMP WITH GEAR REDUCER

Model #	GE-0401D-0.	GE-0501D-0.	GE-2600A-0.
Item #			
1B2	GE-0401D-0.1B2	GE-0501D-0.1B2	GE-2600A-0.1B2
1B3	GE-0401D-0.1B3	GE-0501D-0.1B3	GE-2600A-0.1B3
1B4	GE-0401D-0.1B4	GE-0501D-0.1B4	GE-2600A-0.1B4
1B6	GE-0401D-0.1B6	GE-0501D-0.1B6	GE-2600A-0.1B6
1B7	GE-0401D-0.1B7	GE-0501D-0.1B7	GE-2600A-0.1B7
1C1	GE-0401D-0.1C1	GE-0501D-0.1C1	GE-2600A-0.1C1
1D1	GE-0401D-0.1D1	GE-0501D-0.1D1	GE-2600A-0.1D1
1F2	GE-0401D-0.1F2	GE-0501D-0.1F2	GE-2600A-0.1F2
1G1	GE-0401D-0.1G1	GE-0501D-0.1G1	GE-2600A-0.1G1
1G3	GE-0401D-0.1G3	GE-0501D-0.1G3	GE-2600A-0.1G3
1H	GE-0401D-0.1H	GE-0501D-0.1H	GE-2600A-0.1H
2B2	GE-0401D-0.2B2	GE-0501D-0.2B2	GE-2600A-0.2B2
2B3	GE-0401D-0.2B3	GE-0501D-0.2B3	GE-2600A-0.2B3
2B4	GE-0401D-0.2B4	GE-0501D-0.2B4	GE-2600A-0.2B4
2B6	GE-0401D-0.2B6	GE-0501D-0.2B6	GE-2600A-0.2B6
2B7	GE-0401D-0.2B7	GE-0501D-0.2B7	GE-2600A-0.2B7
2C1	GE-0401D-0.2C1	GE-0501D-0.2C1	GE-2600A-0.2C1
2D1	GE-0401D-0.2D1	GE-0501D-0.2D1	GE-2600A-0.2D1
2F2	GE-0401D-0.2F2	GE-0501D-0.2F2	GE-2600A-0.2F2
2G1	GE-0401D-0.2G1	GE-0501D-0.2G1	GE-2600A-0.2G1
2G3	GE-0401D-0.2G3	GE-0501D-0.2G3	GE-2600A-0.2G3
2H	GE-0401D-0.2H	GE-0501D-0.2H	GE-2600A-0.2H
3B	GE-0401D-0.3B	GE-0501D-0.3B	GE-2600A-0.3B
4	GE-0401D-0.4	GE-0501D-0.4	GE-2600A-0.4
4B	GE-0401D-0.4B	GE-0501D-0.4B	GE-2600A-0.4B
5	GE-0401D-0.5	GE-0501D-0.5	GE-2600A-0.5
6B	GE-0401D-0.6B	GE-0501D-0.6B	GE-2600A-0.6B
7C	GE-0401D-0.7C	GE-0501D-0.7C	GE-2600A-0.7C
12	GE-0401D-0.12	GE-0501D-0.12	GE-2600A-0.12
12C	GE-0401D-0.12C	GE-0501D-0.12C	GE-2600A-0.12C
PS-GE	GE-0401D-0.PS-GE	GE-0501D-0.PS-GE	GE-2600A-0.PS-GE
18	GE-0401D-0.18	GE-0501D-0.18	GE-2600A-0.18
18A	GE-0401D-0.18A	GE-0501D-0.18A	GE-2600A-0.18A
18C	GE-0401D-0.18C	GE-0501D-0.18C	GE-2600A-0.18C
19A	GE-0401D-0.19A	GE-0501D-0.19A	GE-2600A-0.19A
19B	GE-0401D-0.19B	GE-0501D-0.19B	GE-2600A-0.19B
19C	GE-0401D-0.19C	GE-0501D-0.19C	GE-2600A-0.19C
19D	GE-0401D-0.19D	GE-0501D-0.19D	GE-2600A-0.19D
20	GE-0401D-0.20	GE-0501D-0.20	GE-2600A-0.20
21-BK	GE-0401D-0.21-BK	GE-0501D-0.21-BK	GE-2600A-0.21-BK
21-BP	GE-0401D-0.21-BP	GE-0501D-0.21-BP	GE-2600A-0.21-BP
22	GE-0401D-0.22	GE-0501D-0.22	GE-2600A-0.22
22-OG	GE-0401D-0.22-OG	GE-0501D-0.22-OG	GE-2600A-0.22-OG
23	GE-0401D-0.23	GE-0501D-0.23	GE-2600A-0.23

Additional product options and configurations available on our website ...

www.thebosworthco.com



Phone: (401) 438-1110
 (888) 438-1110
 Fax: (401) 438-2713
 930 Waterman Avenue, East Providence, Rhode Island 02914


Prices valid from October 1, 2016 through September 30, 2017

Y-Valve Replacement Parts


YV-094D-L, YV-094-B




YV-094D-F



YV-095D-B



YV-095D-F



ORDERING NO. = MODEL NO. +".*"+ ITEM NO.

EXAMPLE: YV-094D-L.5
Seat for YV-094D-L inline Y-valve

Part Description	Item No.	MODEL NO.				
		YV-094D-L	YV-094D-B	YV-094D-F	YV-095D-B	YV-095D-F
Body	1	YV-094D-L.1	YV-094D-B.1	YV-094D-F.1	YV-095D-B.1	YV-095D-F.1
Plug	2	YV-094D-L.2	YV-094D-B.2	YV-094D-F.2	YV-095D-B.2	YV-095D-F.2
Bonnet	3	YV-094D-L.3	YV-094D-B.3	YV-094D-F.3	YV-095D-B.3	YV-095D-F.3
"V"-Handle (Aluminum epoxy coated) (short)	4A1	YV-094D-L.4A1	YV-094D-B.4A1	YV-094D-F.4A1	YV-095D-B.4A1	YV-095D-F.4A1
"V"-Handle (Aluminum epoxy coated) (long)	4A2	YV-094D-L.4A2	YV-094D-B.4A2	YV-094D-F.4A2	YV-095D-B.4A2	YV-095D-F.4A2
Straight Handle (Plastic/short)	4B1	YV-094D-L.4B1	YV-094D-B.4B1	YV-094D-F.4B1	YV-095D-B.4B1	YV-095D-F.4B1
Straight Handle (Plastic/long)	4B2	YV-094D-L.4B2	YV-094D-B.4B2	YV-094D-F.4B2	YV-095D-B.4B2	YV-095D-F.4B2
"V"-Handle (Acetal resin/short)	4C1	YV-094D-L.4C1	YV-094D-B.4C1	YV-094D-F.4C1	YV-095D-B.4C1	YV-095D-F.4C1
"V"-Handle (Acetal resin/long)	4C2	YV-094D-L.4C2	YV-094D-B.4C2	YV-094D-F.4C2	YV-095D-B.4C2	YV-095D-F.4C2
Seat	5	YV-094D-L.5	YV-094D-B.5	YV-094D-F.5	YV-095D-B.5	YV-095D-F.5
Spacer (3)	6	YV-094D-L.6	YV-094D-B.6	YV-094D-F.6	YV-095D-B.6	YV-095D-F.6
O-Ring-220	7	YV-094D-L.7	YV-094D-B.7	YV-094D-F.7	YV-095D-B.7	YV-095D-F.7
O-Ring-222	7A	YV-094D-L.7A	YV-094D-B.7A	YV-094D-F.7A	YV-095D-B.7A	YV-095D-F.7A
Back-up O-Ring-BU-222	7B	YV-094D-L.7B	YV-094D-B.7B	YV-094D-F.7B	YV-095D-B.7B	YV-095D-F.7B
Machine Screw (3)	8	YV-094D-L.8	YV-094D-B.8	YV-094D-F.8	YV-095D-B.8	YV-095D-F.8
Hex Nut(3)/(6) for M95	9	YV-094D-L.9	YV-094D-B.9	YV-094D-F.9	YV-095D-B.9	YV-095D-F.9
Brass Hex Nut Standoffs (3)	9A	YV-094D-L.9A	YV-094D-B.9A	YV-094D-F.9A	YV-095D-B.9A	YV-095D-F.9A
Machine Screw 1/4-20 x 1/2-RH	10	YV-094D-L.10	YV-094D-B.10	YV-094D-F.10	YV-095D-B.10	YV-095D-F.10
White Plug	11	YV-094D-L.11	YV-094D-B.11	YV-094D-F.11	YV-095D-B.11	YV-095D-F.11
Stop Ring	12	YV-094D-L.12	YV-094D-B.12	YV-094D-F.12	YV-095D-B.12	YV-095D-F.12
O-Ring-112	13	YV-094D-L.13	YV-094D-B.13	YV-094D-F.13	YV-095D-B.13	YV-095D-F.13
Base Mount	14	YV-094D-L.14	YV-094D-B.14	YV-094D-F.14	YV-095D-B.14	YV-095D-F.14
Adapter	15	YV-094D-L.15	YV-094D-B.15	YV-094D-F.15	YV-095D-B.15	YV-095D-F.15
Screw SS #8x5/8" Phil. Truss Hd	16	YV-094D-L.16	YV-094D-B.16	YV-094D-F.16	YV-095D-B.16	YV-095D-F.16
Trim Ring - "Livewell/ Washdown" (Gray Plastic)	18A	YV-094D-L.18A	YV-094D-B.18A	YV-094D-F.18A	YV-095D-B.18A	YV-095D-F.18A
Trim Ring - "Raw Water/Fresh Water" (Blk Laminate)	18B	YV-094D-L.18B	YV-094D-B.18B	YV-094D-F.18B	YV-095D-B.18B	YV-095D-F.18B
Trim Ring - "Livewell/ Washdown" (Blk Laminate)	18C	YV-094D-L.18C	YV-094D-B.18C	YV-094D-F.18C	YV-095D-B.18C	YV-095D-F.18C
Trim Ring - "Head/ Discharge Tank" (Gray Plastic)	18D	YV-094D-L.18D	YV-094D-B.18D	YV-094D-F.18D	YV-095D-B.18D	YV-095D-F.18D
Machine Screw 10-24 x 3/4" (3)	19	YV-094D-L.19	YV-094D-B.19	YV-094D-F.19	YV-095D-B.19	YV-095D-F.19
Machine Screw 10-24 x 1" (3)	20	YV-094D-L.20	YV-094D-B.20	YV-094D-F.20	YV-095D-B.20	YV-095D-F.20
Y-valve grease packet (1 oz.)	21	YV-094D-L.21	YV-094D-B.21	YV-094D-F.21	YV-095D-B.21	YV-095D-F.21

Additional product options and configurations available on our website ...

www.thebosworthco.com






Phone: (401) 438-1110
(888) 438-1110
Fax: (401) 438-2713

930 Waterman Avenue, East Providence, Rhode Island 02914

Prices valid from October 1, 2016 through September 30, 2017


Visit our website at ...

www.thebosworthco.com

 The Bosworth Company
Products - Applications - Information - Buy - Login -  

Guzzler® GH-0400D

Guzzler "400" Horizontal. Reliable, rugged, lightweight hand pump. Ideal for bilge or fluid transfer applications in marine or sanitation applications as well as for home or industrial uses.



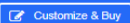
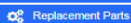
GH-400 Pump - Inlet Port Facing

Features

- Durable, lightweight Acetal plastic
- Accommodates 1/2" - 1-1/4" hose
- 10 GPM
- Rugged aluminum handle
- Clamp ring adjusts to 12 different handle orientations
- Available with either horizontal or vertical handle
- Optional aluminum clamp ring for added durability




Performance

Max Pressure	15 psi / 1.03 bar
Lift	12.0 ft / 3.7 m 22.0 ft / 6.7 m with check valve
Head	30 ft / 9.1 m
Capacity (@ 90 strokes/min)	10.0 gpm / 37.9 lpm
Volume per stroke	0.44 qt / 0.42 l
Max Service Temp	212° F / 100° C

Customize & Buy

Part Numbers / Price

Model	GH-0400D-111-10-3131-00	
SKU	G400-H 1/2NPT	
MSRP	\$ 76.45	

Handle Style

- Horizontal/Silver
- Horizontal/Black
- Vertical/Silver (Removable)
- Horizontal/19 inch/Tethered

Valves

- Flapper (Buna-N)
- Flapper (White Buna)
- Flapper (Neoprene)
- Flapper(Viton)
- Flapper (EPDM)
- Duckbill (Buna-N)
- Umbrella (Silicone)

Diaphragm

- Buna-N (Nitrile) (FDA-approved material)
- Buna-N (Nitrile) (Double-sided)
- Neoprene
- Viton
- EPDM
- Silicone (FDA-approved material)

Clevis/Button Assembly

- Acetal Plastic
- Stainless Steel (not recommended for pumps equipped with internal springs)
- SS Washer & Aluminum Clevis (not recommended for pumps equipped with internal springs)
- SS Buttons & SS Clevis

Clamp Ring

- Acetal
- Epoxy-coated Aluminum
- Epoxy-coated Aluminum w/Stop Brackets
- Epoxy-coated Aluminum w/Stroke Guide Bracket

Inlet Hose Connection

- 1/2" NPT Tapped (F)
- 3/4" Smooth
- 3/4" NPT Tapped (F)
- 3/4" NPT Threaded (M)
- 3/4" Barbed
- 3/4" Tapped w/Fem. Garden Hose Adapter
- 3/4" Male Garden Hose
- 1" Smooth
- 1" NPT Threaded (M)
- 1-1/8" Smooth
- 1-1/8" Barbed
- 1-1/4" Smooth

Outlet Hose Connection

- 1/2" NPT Tapped (F)
- 3/4" Smooth
- 3/4" NPT Tapped (F)
- 3/4" NPT Threaded (M)
- 3/4" Barbed
- 3/4" Tapped w/Fem. Garden Hose Adapter
- 3/4" Male Garden Hose
- 1" Smooth
- 1" NPT Threaded (M)
- 1-1/8" Smooth
- 1-1/8" Barbed
- 1-1/4" Smooth

Internal Spring

- None
- Standard Weight
- Lightweight
- Heavy Duty

View product features and options

Select options to customize product for your application

View product performance specifications

Access helpful information on product components

Find replacement parts

product specifications

Access additional product options