

Industrial

Product Catalog

- Utility • Small Submersible • Specialty • Magnetic Drive



Wastewater

Water Systems

HVAC

Industrial

Engineered
Products

Little **GIANT**®

What's Hot!

Hard-Working Pumps for Commercial, Industrial and Home Applications

Water Displays • Fountains • Air Conditioners
Machine Tool Cooling • More!



5 Series

Portable Utility Pump

- Our most versatile pump
- Oil-filled motor; epoxy-coated cast aluminum housing
- Screened inlet; 26.3' maximum lift; pumps down to 1/8"
- For submersible use only

See page 6 for more information.



1 Series

Small Submersible Pump

- Epoxy-coated cast aluminum housing
- Oil-filled motor
- Pumps 205 gallons per hour (GPH)
- Screened inlet; 7.4' maximum lift; thermal overload protection on most

See page 12 for more information.



NK-1 Series

Small Submersible Nylon Pump

- Corrosion-resistant nylon housing
- Oil-filled motor
- 210 GPH capacity
- Screened inlet; 10.2' maximum lift; thermal overload protection

See page 16 for more information.

See your distributor for more information,
or call Franklin Electric directly at 1-800-701-7894.

Industrial Product Catalog

• Utility • Small Submersible • Specialty • Magnetic Drive



Table of Contents

Utility Pumps

Pony Pump® Series	2
Replacement Impellers & Brush Kits	2
B-1000 Series	3
BPLA Series	3
UPSP Series	4
5 Series	5

Small Submersible Pumps

Epoxy Encapsulated, Direct Drive

1-EA Series	6
PE-1 Series	6
PE-2 Series	7
PE-2.5F Series	7

Oil-filled, Direct Drive

P-AAA Series	8
1-A Series	8
1-MA Series	9
1-42 A Series	9
1-42 Series	10
1 Series	10
2E-N Series	11
2E-38N Series	11
3E-34N Series	12
3E-12N Series	12
3E-12NR Series	13
3E-12NRY Series	13

Small Submersible Pumps continued

3E-12R Series	14
4E-34N Series	14
4E-34NR Series	15
NK-1 Series	15
NK-2 Series	16
S Series	16-17

Specialty Pumps

Machine Tool Coolant	18-19
Open Motor Pumps	20
High Pressure Pumps	20
Parts Washer Pumps	21-22
Acid Pumps	22
Circulator Pumps	23

Magnetic Drive Pumps

Magnetic Drive Series	24-33
SC Series	34-48
HC Series	49-59
CK Series	60-63

Specification Charts

Specification Charts	64-67
--------------------------------	-------

Utility Pumps

Pony Pump® Series

1/10 HP

Non-Submersible Use, Self-Priming



Applications

- Commercial, industrial and home uses where liquid must be transferred

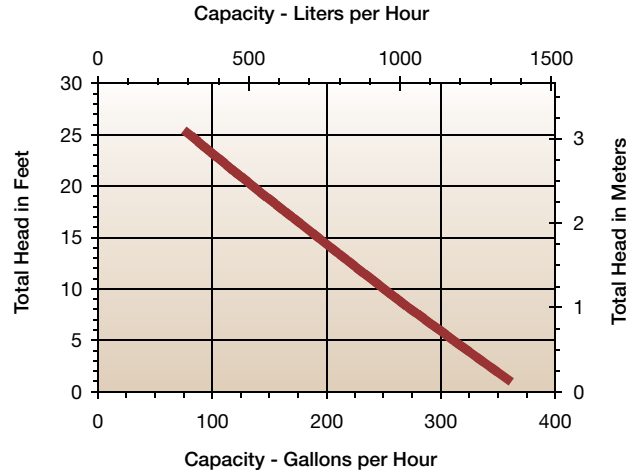
Features

- Self priming for instant delivery or de-watering up to 6' (1.8 m)
- Non-submersible stainless steel or plated brass pump body
- Dual threaded intake and discharge with both 3/4" (19 mm) male garden hose thread and 3/8" FNPT (9.5 mm)
- Rugged metallic handle for easy portability
- Model 360K includes pump, hose, strainer and suction adapter
- Pump only models available with separate kit options
- cULus listed (555502, 555103, 555122, 555507)

Series Specifications

Capacity: Up to 360 gph (1363 lph)

Performance Curve



Model Characteristics

Item #	Model	Volts	Cord	Material
555502	360	115	6' 1.8 m	Plated Brass
555103	360S	115	6' 1.8 m	Stainless Steel
555122	360K	115	6' 1.8 m	Plated Brass
555507	370	115	6' 1.8 m	Plated Brass, Fluoroelastomer (FKM) Seal
555602	365	12 VDC	12" leads 30.4 cm	Plated Brass
555203	365S	12 VDC	12" leads 30.4 cm	Stainless Steel

Pony Pump® Replacement Impeller & Brush Kits

Item #	Model	Includes	Kit Used On
555702	HRK-360S	(2) Each – Nitrile Impeller w/SST Insert, Nitrile Cover Gaskets	All Models
		(1) Each – SST Cam, SST Cam Screws, SST Volute Cover, Cam Gasket	
		(4) Each – Volute Cover Screws	
555706	IRK-360	(2) Each – Nitrile Impellers w/Brass Insert, Nitrile Cover Gaskets	555502, 555122, 555602
555713	IRK-360S	(2) Each – Nitrile Impellers w/SST Insert, Nitrile Cover Gaskets	555103, 555203, 555503
555714	ISRK-360S	(2) Each – Nitrile Impellers w/SST Insert, Nitrile Cover Gaskets	All Models
		(1) Each – Slinger/Fluoroelastomer (FKM) U-Cup Seal/Felt Washer/Retainer Ring	
555705	WB-360	Brush Kit: (2) Each – White Caps/Brushes/Covers/Springs	All Models

Utility Pumps

B-1000 SERIES

1/2 HP

Submersible Use



Applications

- Commercial, industrial, and home uses where liquid must be transferred

Features

- 1/10 hp oil-filled motor with overload protection
- Designed for continuous duty operation
- Epoxy coated, die-cast zinc body, impeller, housing, and filter
- 440 stainless steel motor shaft
- Double lip Neoprene shaft seal
- Ball thrust bearing
- Garden hose threaded outlet
- UL listed

Series Specifications

Capacity: 1200 gph @ 1'
(4500 lph @ 0.3m)

Shut Off: 26' (8 m)

Liquid Temperature: 120 °F (49 °C)

Discharge: 3/4" GHT (19 mm)

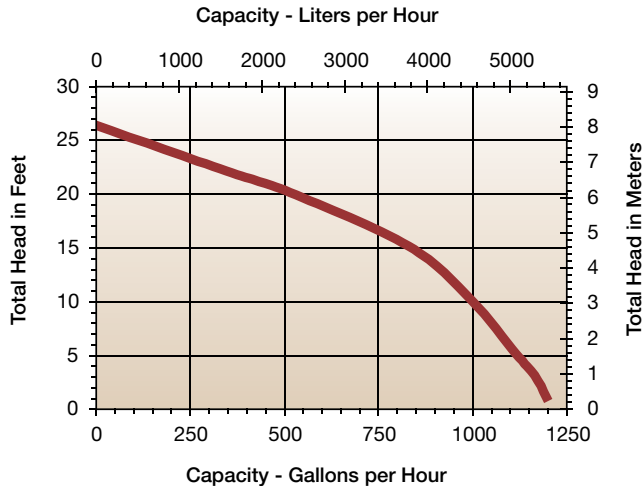
Intake: Screened

Electrical: 115 V, 60 Hz

Operation: Submersible only

Model Characteristics

Item #	Model	Volts	Cord
556501	B-1000	115	6' 1.8 m



BPLA SERIES

Submersible or In-line Use



Applications

- Water removal from compact spaces such as boat bilges, recreational vehicles, or bait tanks

Features

- 12 VDC motor
- Submersible or in-line use
- Designed for intermittent use only
- Plastic and stainless steel construction
- Compact, light weight, operates in any position
- Port connections equipped with bilge inlet plate with strainer
- 1/2" MNPT (12.7 mm) inlet plate accessory included
- Accepts 5/8" ID (15.9 mm) hose

Series Specifications

Capacity: 350 gph @ 1'
(1325 lph @ 0.3 m)

Shut Off: 11' (3.3 m)

Liquid Temperature: 120 °F (49 °C)

Discharge: 3/8" MNPT (9.5 mm)

Intake: Hooded or 1/2" MNPT
(12.7 mm)

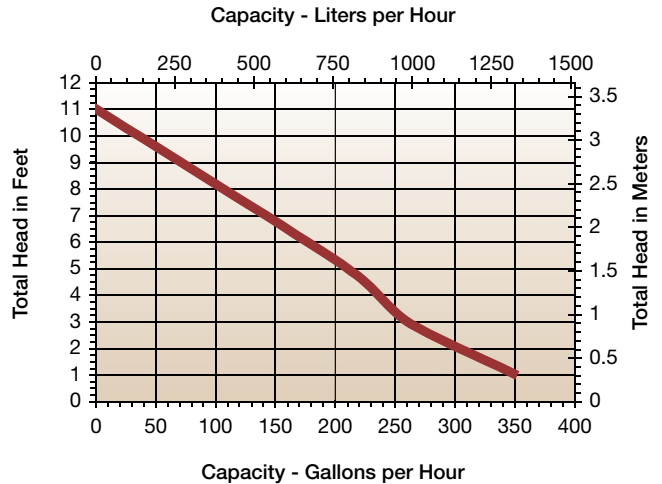
Impeller: Nylon

Electrical: 12 VDC

Operation: Submersible or in-line

Model Characteristics

Item #	Model	Volts	Cord
556001	BPLA	12 VDC	56" 142.2 mm



Utility Pumps

5 SERIES 1/6 HP Submersible Use



WATER WIZARD®

Applications

- Submersible, water transfer or recirculation, water displays, air conditioners and machine tool coolants

Features

- 1/6 hp shaded pole motor
- Garden hose adapter and removable inlet screen
- Epoxy coated cast aluminum housing
- Nylon volute
- Fluoroelastomer (FKM) shaft seal
- Stainless steel shaft
- Lifetime oil supply

Series Specifications

Capacity: 1200 gph @ 1'
(4542 lph @ 0.3 m)

Shut Off: 26.3' (8 m)

Liquid Temperature: 120 °F (49 °C)

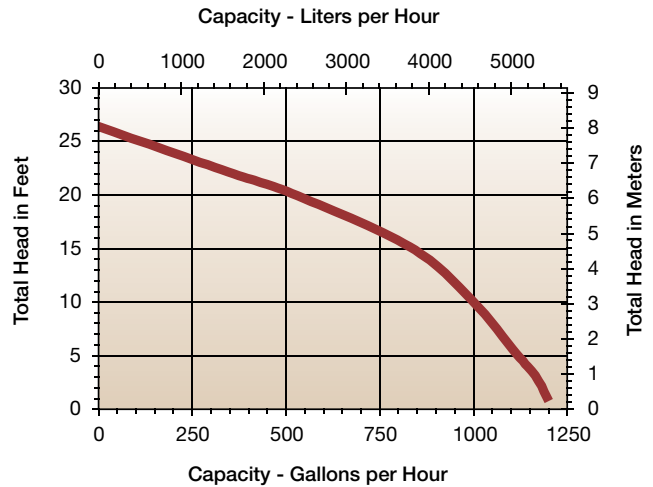
Discharge: 1" FNPT (25.4 mm)

Impeller: Nylon

Electrical: 115 V, 60 Hz
230 V, 60 Hz

Operation: Manual or Automatic

Performance Curve



Model Characteristics

Item #	Model	Volts	Cord	Listing	Switch Type	On Level	Off Level
505300	5-ASP	115	10' 3 m	cCSAus	Piggyback Diaphragm	6" - 9" 15.2 cm - 23 cm	1" - 4" 2.5 cm - 10 cm
505350	5-ASP-LL	115	18' 5.5 m	cCSAus	Piggyback Diaphragm	2" - 3" 5 cm - 7.6 cm	0.5" - 1.5" 1.3 cm - 3.8 cm
505400	5-ASP-FS	115	10' 3 m	cCSAus	Integral Float Switch	10" - 12" 24.5 cm - 30.5 cm	2" - 4" 5.1 cm - 10.2 cm
505486	5-MSPR	115	10' 3 m (black pump)	cCSAus	-	-	-
505000	5-MSP	115	10' 3 m	cCSAus	-	-	-
505025	5-MSP	115	25' 7.6 m	cCSAus	-	-	-
505176	5-MSP	115	18' 5.5 m	cCSAus	-	-	-
505202	5-MSP	230	12' 3.6 m (w/o plug)	-	-	-	-

Utility Pumps

Piggyback Diaphragm Switch



Applications

- Converts manual pumps to automatic operation



Features

- RS-5 converts any manual pump, up through 1/2 hp (115 V)
- RS-5-LL (Low Level) converts any manual pump, up through 1/3 hp (115 V)
- UL and CSA listing (115 V models only)

Model Characteristics

Item #	Model	Volts	Max. Amps	Cord	Mounted to 5-MSP pump	
					On Level	Off Level
599008	RS-5	115	10	10'	6" - 9"	1" - 4"
				3 m		
599009	RS-5	115	10	18'	15.2 cm - 23 cm	2.5 cm - 10.2 cm
				5.5 m		
599010	RS-5	230	10	8'	2.4 m (w/o plug)	
				2.4 m (w/o plug)		
599014	RS-5LL	115	10	18'	2" - 3"	1/2" - 1-1/2"
				5.5 m		
599019	RS-5LL	115	10	25'	5 cm - 7.6 cm	1.27 cm - 3.8 cm
				7.6 m		

UPSP SERIES 1/2 HP

Non-Submersible, Self-Priming



Applications

- Flooded basements, watering lawns and draining water heaters

Features

- Non-submersible, in-line, portable utility transfer pump with rugged one-piece cast iron housing and integral carrying handle
- Self-priming to 15' (4.6 m) when priming chamber is filled
- Can also be used to boost water pressure for washing vehicles, sidewalks and more
- Convenient 3/4" (19 mm) brass garden hose adapters on intake and discharge
- cCSAus listing

Series Specifications

Capacity: 1152 gph @ 20'
(4360 lph @ 6 m)

Electrical: 115 V, 60 Hz

Shut Off: 105' (32 m)

Operation: In-line only

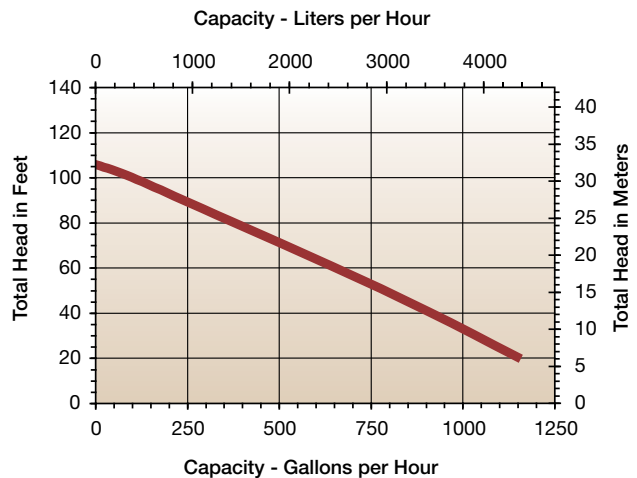
Liquid Temperature: 140 °F (60 °C)

Discharge: 3/4" FNPT (19 mm)

Impeller: PPS

Model Characteristics

Item #	Model	Volts	Cord	Housing	Mechanical Shaft Seal
555101	UPSP-5	115	10' 3 m	Cast Iron Volute	Carbon / Ceramic



Small Submersible Pumps

1-EA SERIES

Epoxy Encapsulated, Direct Drive Submersible or In-line Use

Applications

- Water transfer or recirculation, water displays, and machine tool coolants

Features

- 1/125 hp epoxy encapsulated motor
- Glass-filled polyester housing
- Epoxy coated cast aluminum cover
- Nylon volute
- Fluoroelastomer (FKM) shaft seal
- cCSAus listed

1-EA-42



Series Specifications

Capacity: 170 gph @ 1'
643 lph @ 0.3 m

Shut Off: 7' (2.1 m)

Liquid Temperature: 120 °F (49 °C)

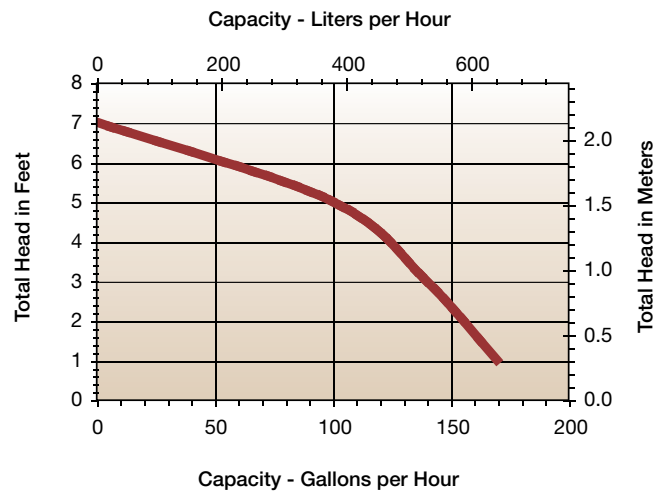
Discharge: 1/4" MNPT (6 mm)

Intake: 1/2" MNPT & 1/4" FNPT
(12.7 mm & 6 mm)

Impeller: Nylon
Electrical: 115 V, 60 Hz, 0.6 A

Model Characteristics

Item #	Model	Volts	Cord	Capacity	Protection
518087	1-EA-42	115	10' 3 m	170 gph @ 1' 643 lph @ 0.3 m	Impedance



PE-1 SERIES

Epoxy Encapsulated, Direct Drive Submersible Use

Applications

- Water transfer or recirculation, and water displays

Features

- 1/125 hp epoxy encapsulated, direct drive motor
- Designed for continuous duty, submersible use only
- Polyester housing
- Polypropylene volute
- Nitrile shaft seal
- Snap off screen covers intake
- cCSAus listed

PE-1



Series Specifications

Capacity: 170 gph @ 1'
(643 lph @ 0.3 m)

Shut Off: 7' (2.1 m)

Liquid Temperature: 120 °F (49 °C)

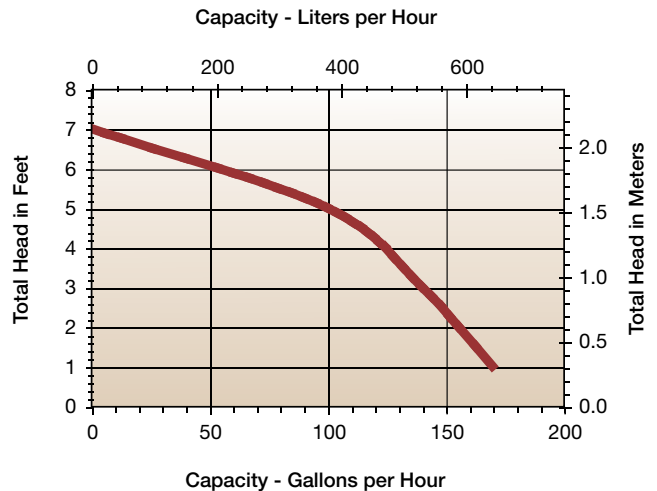
Discharge: 1/4" MNPT (6 mm)

Intake: Smooth sump

Impeller: Polypropylene
Electrical: 115 V, 60 Hz, 0.6 A

Model Characteristics

Item #	Model	Volts	Cord	Capacity	Protection
518200	PE-1	115	6' 1.8 m	170 gph @ 1' 643 lph @ 0.3 m	Impedance



Small Submersible Pumps

PE-2 SERIES

Epoxy Encapsulated, Direct Drive Submersible Use

Applications

- Water transfer or recirculation, and water displays

Features

- 1/40 hp epoxy encapsulated, direct drive motor
- Designed for continuous duty, submersible use only
- Glass-filled polyester housing
- Nylon volute
- Fluoroelastomer (FKM) shaft seal
- Snap off screen covers intake
- cCSAus listed

PE-2H



Series Specifications

Capacity: 300 gph @ 1'
(1136 lph @ 0.3 m)

Electrical: 115 V, 60 Hz, 0.8 A

Shut Off: 12.2' (3.7 m)

Liquid Temperature: 120 °F (49 °C)

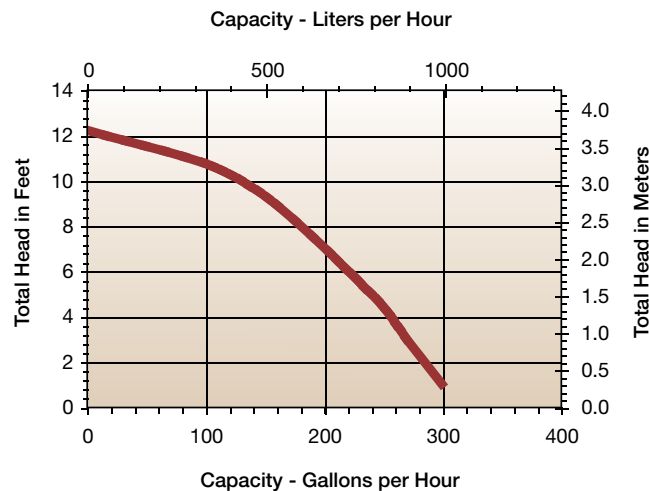
Discharge: 1/4" MNPT (6 mm)

Intake: Hooded

Impeller: Nylon

Model Characteristics

Item #	Model	Volts	Cord	Capacity	Protection
518400	PE-2H	115	6' 1.8 m	300 gph @ 1' 1136 lph @ 0.3 m	Thermal overload



PE-2.5F SERIES

Epoxy Encapsulated, Direct Drive Submersible Use

Applications

- Water transfer or recirculation, and water displays

Features

- 1/28 hp epoxy encapsulated, direct drive motor
- Designed for continuous duty, submersible use only
- Glass-filled polyester housing
- Polypropylene volute
- Fluoroelastomer (FKM) shaft seal
- Snap off screen covers intake
- cCSAus listed

PE-2.5F



Series Specifications

Capacity: 475 gph @ 1'
(1798 lph @ 0.3 m)

Electrical: 115 V, 60 Hz, 1.4 A

Shut Off: 13.4' (4.1 m)

Liquid Temperature: 120 °F (49 °C)

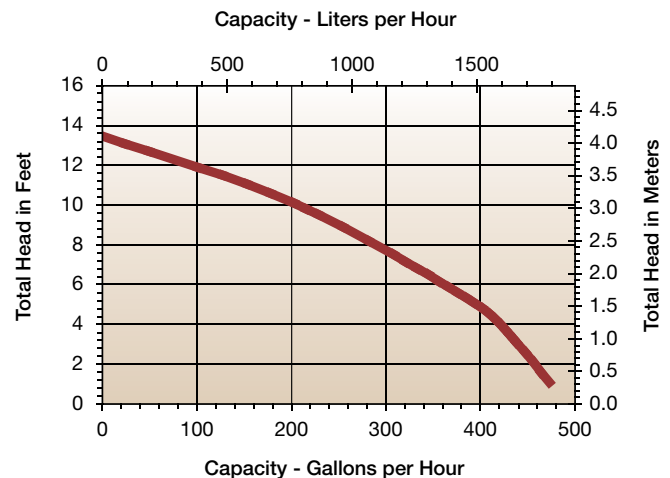
Discharge: 3/8" MNPT (9.5 mm)

Intake: Smooth

Impeller: Nylon

Model Characteristics

Item #	Model	Volts	Cord	Capacity	Protection
518600	PE-2.5F	115	6' 1.8 m	475 gph @ 1' 1798 lph @ 0.3 m	Thermal overload



Small Submersible Pumps

P-AAA SERIES

Oil-filled, Direct Drive
Submersible Use

Applications

- Water transfer or recirculation, and water displays

Features

- 1/160 hp oil-filled, direct drive motor
- Designed for continuous duty, submersible use only
- Glass-filled nylon housing, cover, and impeller
- Nitrile shaft seal
- cCSAus listed (523003 and 523086)

P-AAA



Series Specifications

Capacity: 120 gph @ 1'
(454 lph @ 0.3 m)

Shut-Off: 4.6' (1.4 m)

Liquid Temperature: 120 °F (49 °C)

Discharge: 1/4" MNPT (6 mm)

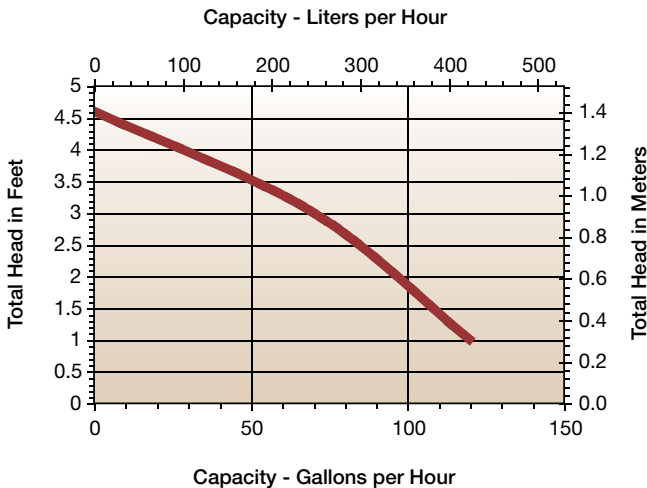
Intake: Smooth

Impeller: Glass-filled nylon

Electrical: 115 V, 60 Hz, 0.5 A
230 V, 50/60 Hz,
0.4/0.3 A

Model Characteristics

Item #	Model	Volts	Cord	Protection
523003	P-AAA	115	6' 1.8 m	Impedance
523086	P-AAA	115	10' 3 m	Impedance
523112	P-AAA	230	12' 3.6 m (w/o plug)	Impedance



1-A SERIES

Oil-filled, Direct Drive
Submersible Use

Applications

- Water transfer or recirculation, and water displays

Features

- 1/200 hp oil-filled, direct drive motor
- Designed for continuous duty, submersible use only
- Epoxy coated cast aluminum housing and cover
- Polypropylene volute and elbow
- Nitrile shaft seal

- Polyethylene screen
- cCSAus listed

1-AA



Series Specifications

Capacity: 170 gph @ 1'
(643 lph @ 0.3 m)

Shut Off: 7' (2.1 m)

Liquid Temperature: 120 °F (49 °C)

Discharge: 1/4" MNPT (6 mm)

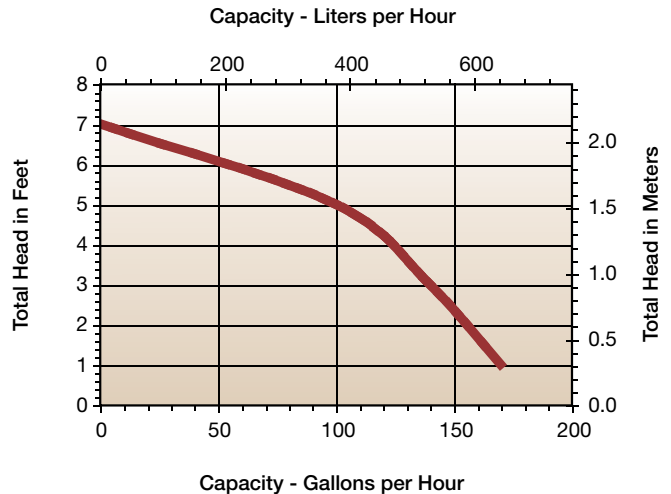
Intake: Smooth

Impeller: Polypropylene

Electrical: 115 V, 60 Hz, 1.1 A

Model Characteristics

Item #	Model	Volts	Cord	Protection
500000	1-AA	115	3' 0.9 m	Impedance
500203	1-A	115	6' 1.8 m	Impedance



Small Submersible Pumps

1-MA SERIES

Oil-filled, Direct Drive
Submersible Use

Applications

- Water transfer or recirculation, and water displays

Features

- 1/200 hp oil-filled, direct drive motor
- Designed for continuous duty, submersible use only
- Epoxy coated cast aluminum housing and cover
- Polypropylene volute
- Nitrile shaft seal
- Polypropylene screen
- cCSAus listed



1-MA

Series Specifications

Capacity: 170 gph @ 1'
(643 lph @ 0.3 m)

Shut Off: 7' (2.1 m)

Liquid Temperature: 120 °F (49 °C)

Discharge: 1/4" MNPT (6 mm)

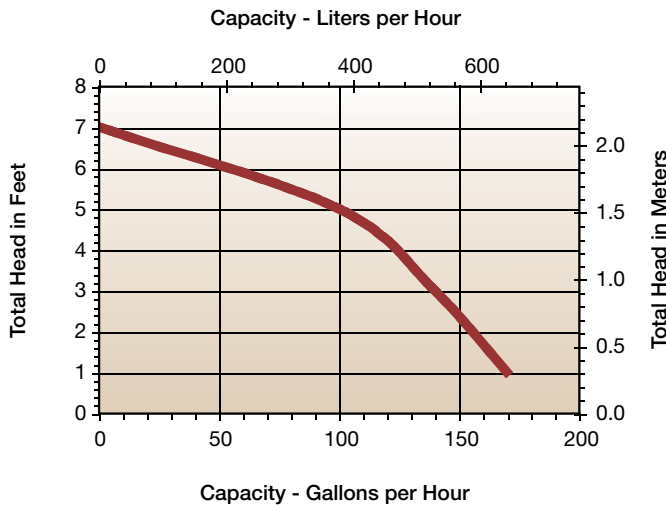
Intake: Smooth

Impeller: Polypropylene

Electrical: 115 V, 60 Hz, 1.1 A

Model Characteristics

Item #	Model	Volts	Cord	Protection
521203	1-MA	115	6' 1.8 m	Impedance



1-42 A SERIES

Oil-filled, Direct Drive
Submersible or In-line Use

Applications

- Water transfer or recirculation, and water displays

Features

- 1/200 hp oil-filled, direct drive motor
- Designed for continuous duty, submersible or in-line use
- Epoxy coated cast aluminum housing and cover
- Nylon volute
- Nitrile shaft seal
- cCSAus listed



1-42 A

Series Specifications

Capacity: 170 gph @ 1'
643 lph @ 0.3 m

Shut Off: 7' (2.1 m)

Liquid Temperature: 120 °F (49 °C)

Discharge: 1/4" MNPT (6 mm)

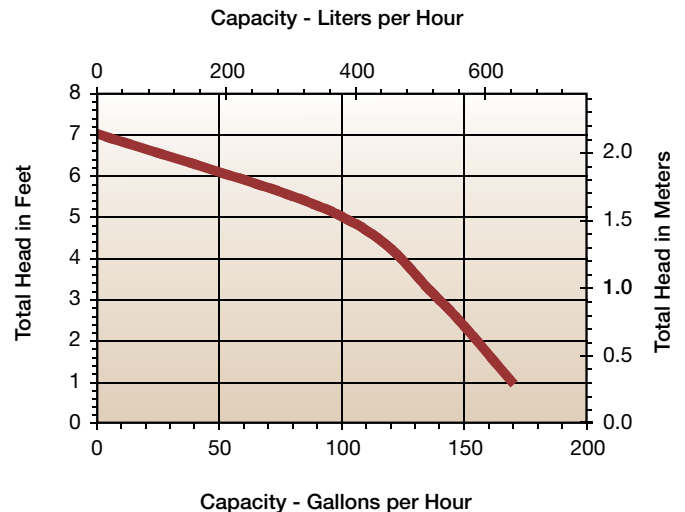
Intake: 1/2" MNPT & 1/4" FNPT
(12.7 mm & 6 mm)

Impeller: Nylon

Electrical: 115 V, 60 Hz, 1.1 A

Model Characteristics

Item #	Model	Volts	Cord	Capacity	Protection
500303	1-42 A	115	6' 1.8 m	170 gph @ 1' 643 lph @ 0.3 m	Thermal overload
500386	1-42 AT	115	10' 3 m	170 gph @ 1' 643 lph @ 0.3 m	Thermal overload



Small Submersible Pumps

1-42 SERIES

Oil-filled, Direct Drive
Submersible or In-line Use

Applications

- Water transfer or recirculation, and water displays

Features

- 1/150 hp oil-filled, direct drive motor
- Designed for continuous duty, submersible or in-line use
- Epoxy coated cast aluminum housing and cover
- Nylon volute
- Nitrile shaft seal
- cCSAus listed

1-42



Series Specifications

Capacity: 205 gph @ 1'
776 lph @ 0.3 m

Impeller: Nylon
Electrical: 115 V, 60 Hz, 1.1 A

Shut Off: 7.4' (2.2 m)

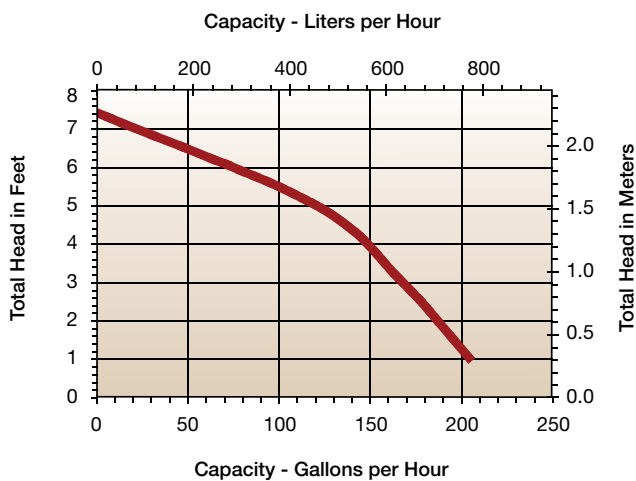
Liquid Temperature: 120 °F (49 °C)

Discharge: 1/4" MNPT (6 mm)

Intake: 1/2" MNPT & 1/4" FNPT
(12.7 mm & 6 mm)

Model Characteristics

Item #	Model	Volts	Cord	Capacity	Protection
501203	1-42	115	6' 1.8 m	205 gph @ 1' 776 lph @ 0.3 m	Thermal overload



1 SERIES

Oil-filled, Direct Drive
Submersible Use

Applications

- Water transfer or recirculation, and water displays

Features

- 1/150 hp oil-filled, direct drive motor
- Designed for continuous duty, submersible use only
- Epoxy coated cast aluminum housing and cover
- Polypropylene volute and elbow
- Nitrile shaft seal
- Polyethylene screen
- cCSAus listed

1



Series Specifications

Capacity: 205 gph @ 1'
776 lph @ 0.3 m

Impeller: Polypropylene
Electrical: 115 V, 60 Hz, 1.1 A

Shut Off: 7.4' (2.2 m)

230 V, 50/60 Hz,
0.6/0.4 A

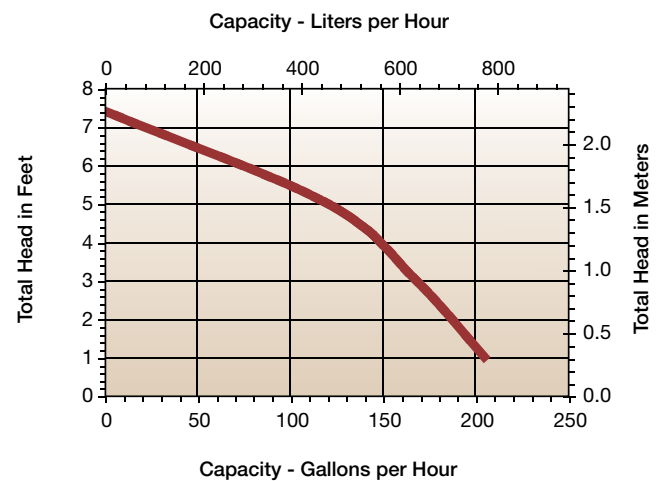
Liquid Temperature: 120 °F (49 °C)

Discharge: 1/4" MNPT (6 mm)

Intake: Smooth

Model Characteristics

Item #	Model	Volts	Cord	Protection
501003	1	115	6' 1.8 m	Impedance
501016	1-Y	230	12' 3.6 m (w/o plug)	Thermal overload



Small Submersible Pumps

2E-N SERIES

Oil-filled, Direct Drive
Submersible Use

Applications

- Submersible, water transfer or recirculation, water displays and air conditioners

Features

- 1/40 hp oil-filled motor
- Epoxy coated cast aluminum housing and cover
- Nylon volute
- Nitrile shaft seal
- Polypropylene screen
- cCSAus listed



2E-N

Series Specifications

Capacity: 300 gph @ 1'
(1136 lph @ 0.3 m)

Shut Off: 11.80' (3.6 m)

Liquid Temperature: 120 °F (49 °C)

Discharge: 1/4" MNPT (6 mm)

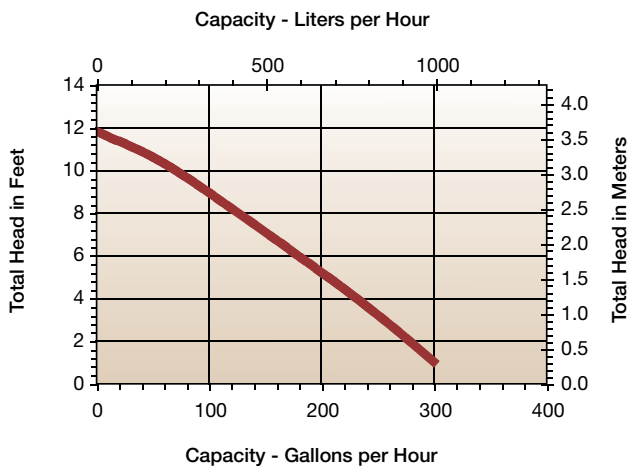
Intake: Hooded

Impeller: Nylon

Electrical: 115 V, 60 Hz, 1.7 A
230 V, 50/60 Hz,
1.0/0.9 A

Model Characteristics

Item #	Model	Volts	Cord	Protection
502103	2E-N	115	6' 1.8 m	Thermal overload
502186	2E-NT	115	10' 3 m	Thermal overload
502116	2E-NY	230	12' 3.6 m (w/o plug)	Thermal overload



2E-38N SERIES

Oil-filled, Direct Drive
Submersible or In-line Use

Applications

- Submersed or in-line use, water transfer or recirculation, water displays and air conditioners

Features

- 1/40 hp oil-filled motor
- Epoxy coated cast aluminum housing and cover
- Nylon volute
- Nitrile shaft seal
- Polypropylene screen
- cCSAus listed



2E-38N

Series Specifications

Capacity: 300 gph @ 1'
1136 lph @ 0.3 m

Shut Off: 11.8' (3.6 m)

Liquid Temperature: 120 °F (49 °C)

Discharge: 1/4" MNPT (6 mm)

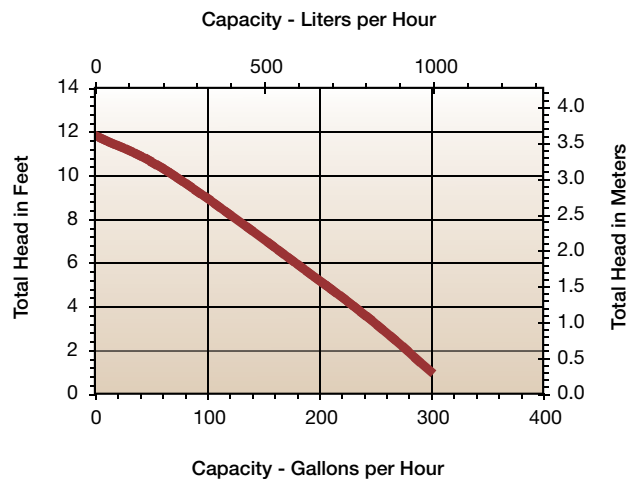
Intake: 3/8" FNPT (3.2 mm)

Impeller: Nylon

Electrical: 115 V, 60 Hz, 1.7 A
230 V, 50/60 Hz,
0.9/0.7 A

Model Characteristics

Item #	Model	Volts	Cord	Protection
502203	2E-38N	115	6' 1.8 m	Thermal overload
502403	2E-38N	115	6' 1.8 m (black)	Thermal overload
502216	2E-38NY	230	12' 3.6 m (w/o plug)	Thermal overload
502286	2E-38NT	115	10' 3 m (water only)	Thermal overload



Small Submersible Pumps

3E-34N SERIES

Oil-filled, Direct Drive
Submersible or In-line Use

Applications

- Submersed or in-line use, water transfer or recirculation, water displays, air conditioners and machine tool coolants

Features

- 1/15 hp oil-filled motor
- Epoxy coated cast aluminum housing and cover
- Nylon volute
- Stainless steel backplate
- Fluoroelastomer (FKM) shaft seal
- Polypropylene screen
- cCSAus listed

3E-34N



Series Specifications

Capacity: 670 gph @ 1'
2536 lph @ 0.3 m

Shut Off: 20.3' (6.2 m)

Liquid Temperature: 120 °F (49 °C)

Discharge: 1/2" MNPT (12.7 mm)

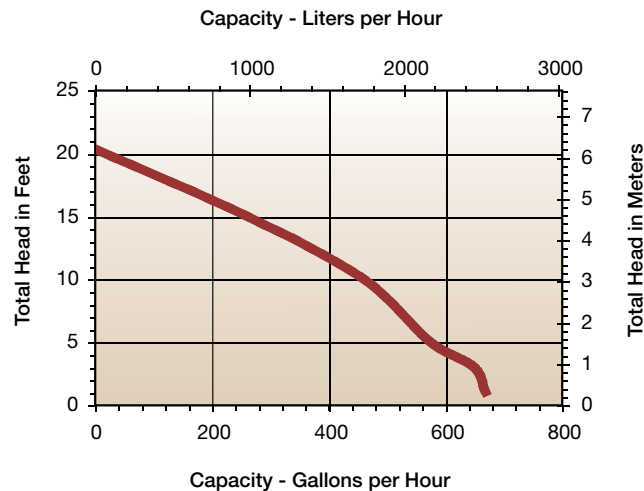
Intake: 3/4" FNPT (19 mm)

Impeller: Nylon

Electrical: 115 V, 60 Hz, 2.5 A

Model Characteristics

Item #	Model	Volts	Cord	Protection
503603	3E-34N	115	$\frac{10'}{3\text{ m}}$	Thermal overload



3E-12N SERIES

Oil-filled, Direct Drive
Submersible or In-line Use

Applications

- Submersed or in-line use, water transfer or recirculation, water displays, air conditioners and machine tool coolants

Features

- 1/15 hp oil-filled motor
- Epoxy coated cast aluminum housing and cover
- Nylon volute
- Aluminum backplate
- Fluoroelastomer (FKM) shaft seal
- Polypropylene screen
- cCSAus listed

3E-12N



Series Specifications

Capacity: 500 gph @ 1'
1893 lph @ 0.3 m

Shut Off: 17.3' (5.3 m)

Liquid Temperature: 120 °F (49 °C)

Discharge: 1/2" MNPT (12.7 mm)

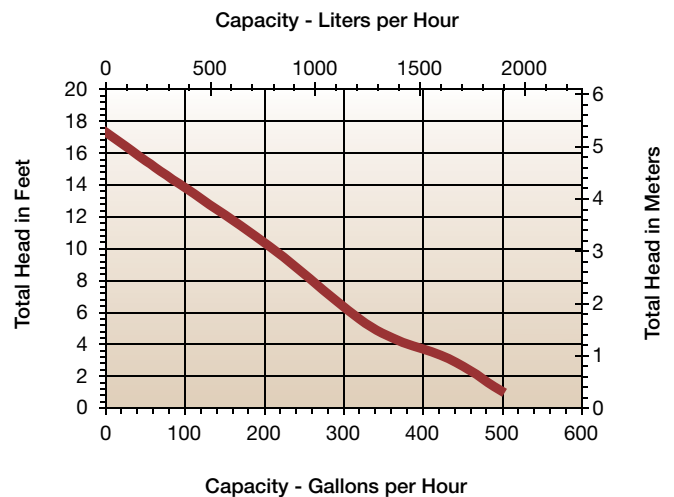
Intake: 1/2" FNPT (12.7 mm)

Impeller: Nylon

Electrical: 115 V, 60 Hz, 3.2 A

Model Characteristics

Item #	Model	Volts	Cord	Protection
503103	3E-12N	115	$\frac{6'}{1.8\text{ m}}$	Thermal overload
503403	3E-12N	115	$\frac{6'}{1.8\text{ m}}$	Thermal overload
503186	3E-12NT	115	$\frac{10'}{3\text{ m}}$	Thermal overload



Small Submersible Pumps

3E-12NR SERIES

Oil-filled, Direct Drive
Submersible or In-line Use

Applications

- Submersed or in-line use, water transfer or recirculation, water displays, air conditioners and machine tool coolants

Features

- 1/15 hp oil-filled heavy duty motor
- Epoxy coated cast aluminum housing and cover
- Nylon volute
- Aluminum backplate
- Fluoroelastomer (FKM) shaft seal
- Polypropylene screen
- cCSAus listed



3E-12NR

Series Specifications

Capacity: 670 gph @ 1'
2536 lph @ 0.3 m

Shut Off: 22.6' (6.8 m)

Liquid Temperature: 120 °F (49 °C)

Discharge: 1/2" MNPT (12.7 mm)

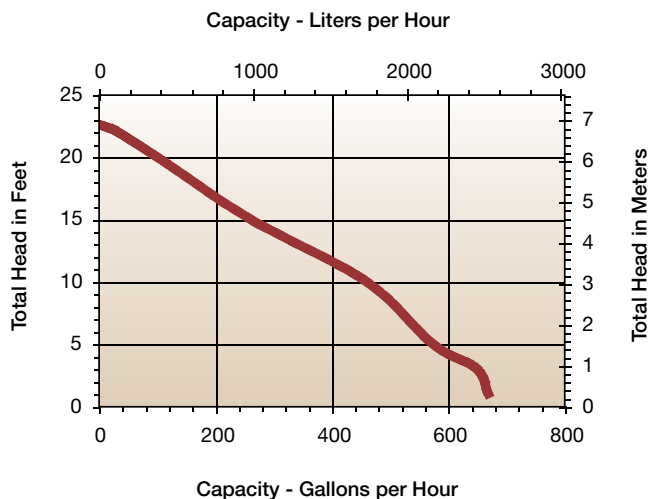
Intake: 1/2" FNPT (12.7 mm)

Impeller: Nylon

Electrical: 115 V, 60 Hz, 3.2 A

Model Characteristics

Item #	Model	Volts	Cord	Protection
503203	3E-12NR	115	6' 1.8 m	Thermal overload



3E-12NRY SERIES

Oil-filled, Direct Drive
Submersible or In-line Use

Applications

- Submersed or in-line use, water transfer or recirculation, water displays, air conditioners and machine tool coolants

Features

- 1/15 hp oil-filled heavy duty motor
- Epoxy coated cast aluminum housing and cover
- Nylon volute
- Aluminum backplate
- Fluoroelastomer (FKM) shaft seal
- Polypropylene screen
- cCSAus listed



3E-12NRY

Series Specifications

Capacity: 600 gph @ 1'
2271 lph @ 0.3 m

Shut Off: 21' (6.4 m)

Liquid Temperature: 120 °F (49 °C)

Discharge: 1/2" MNPT (12.7 mm)

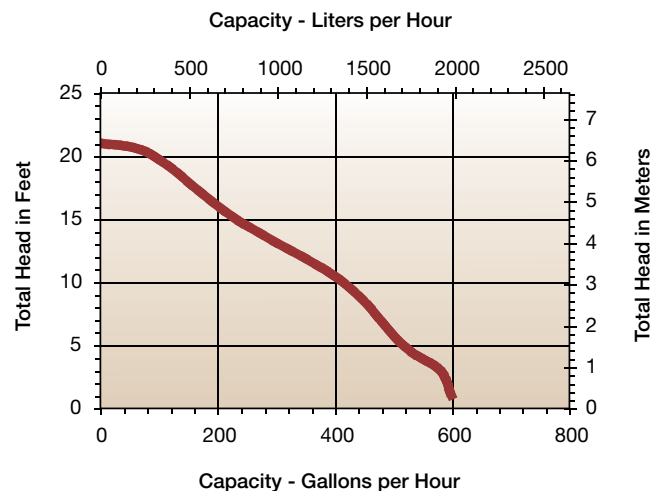
Intake: 1/2" FNPT (12.7 mm)

Impeller: Nylon

Electrical: 230 V, 50/60 Hz,
1.7/1.4 A

Model Characteristics

Item #	Model	Volts	Cord	Protection
503216	3E-12NRY	230	12' 3.6 m (w/o plug)	Thermal overload



Small Submersible Pumps

3E-12R SERIES

Oil-filled, Direct Drive
Submersible or In-line Use

Applications

- Submersed or in-line use, water transfer or recirculation, water displays, air conditioners and machine tool coolants

Features

- 1/15 hp oil-filled motor
- Epoxy coated cast aluminum housing and cover
- Nylon volute
- Aluminum backplate
- Fluoroelastomer (FKM) shaft seal
- Polypropylene screen
- cCSAus listed

3E-12R



Series Specifications

Capacity: 525 gph @ 1'
1987 lph @ 0.3 m

Shut Off: 25.9' (7.9 m)

Liquid Temperature: 120 °F (49 °C)

Discharge: 1/2" MNPT (12.7 mm)

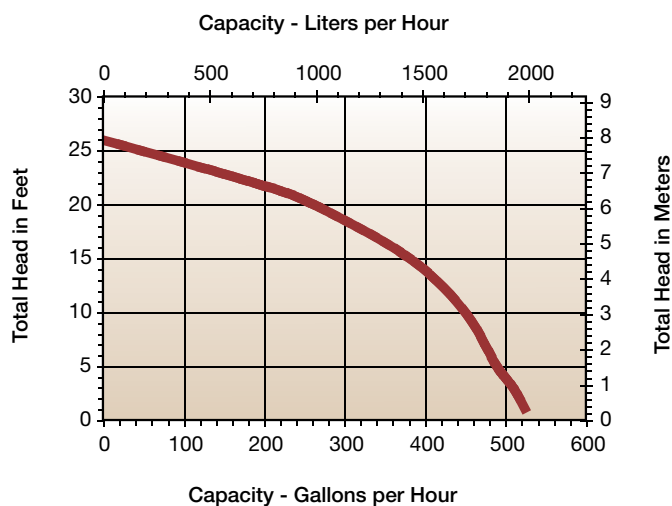
Intake: 1/2" FNPT (12.7 mm)

Impeller: Nylon (high pressure)

Electrical: 115 V, 60 Hz, 3.2 A

Model Characteristics

Item #	Model	Volts	Cord	Protection
503003	3E-12R	115	6' 1.8 m	Thermal overload



4E-34N SERIES

Oil-filled, Direct Drive
Submersible Use

Applications

- Submersible, water transfer or recirculation, water displays, air conditioners and machine tool coolants

Features

- 1/12 hp oil-filled motor
- Epoxy coated cast aluminum housing and cover
- Nylon volute
- Aluminum backplate
- Fluoroelastomer (FKM) shaft seal
- cCSAus listed

4E-34N



Series Specifications

Capacity: 710 gph @ 1'
(2688 lph @ 0.3 m)

Shut Off: 23.1' (7 m)

Liquid Temperature: 120 °F (49 °C)

Discharge: 1/2" MNPT (12.7 mm)

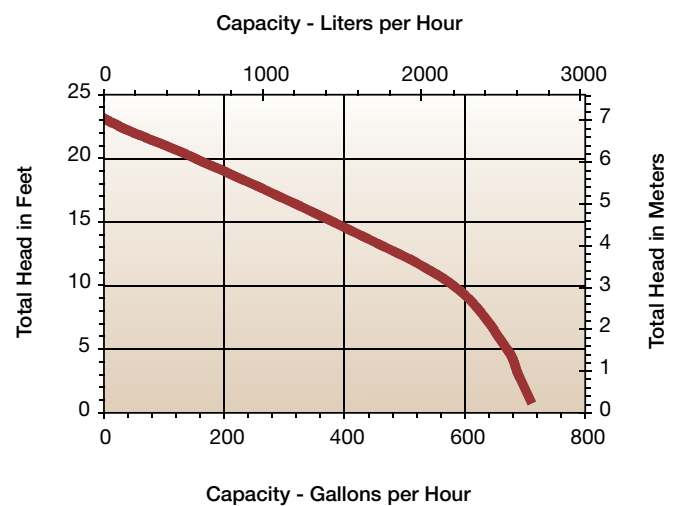
Intake: 3/4" FNPT (19 mm)

Impeller: Nylon

Electrical: 115 V, 60 Hz, 3.5 A

Model Characteristics

Item #	Model	Volts	Cord	Protection
504103	4E-34N	115	6' 1.8 m	Thermal overload
504186	4E-34NT	115	10' 3 m	Thermal overload



Small Submersible Pumps

4E-34NR SERIES

Oil-filled, Direct Drive
Submersible Use

Applications

- Submersible, water transfer or recirculation, water displays, air conditioners and machine tool coolants

Features

- 1/12 hp oil-filled heavy duty motor
- Epoxy coated cast aluminum housing and cover
- Nylon volute
- Aluminum backplate
- Fluoroelastomer (FKM) shaft seal
- cCSAus listed



4E-34NR

Series Specifications

Capacity: 810 gph @ 1'
(3066 lph @ 0.3 m)

Shut Off: 24.5' (7.5 m)

Liquid Temperature: 120 °F (49 °C)

Discharge: 1/2" MNPT (12.7 mm)

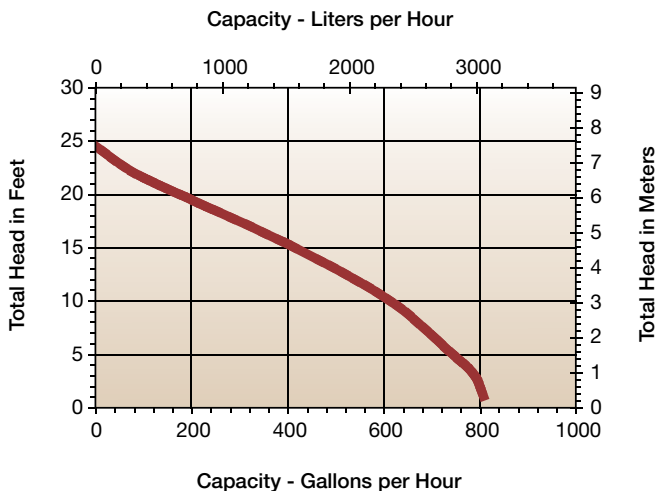
Intake: 3/4" FNPT (19 mm)

Impeller: Nylon

Electrical: 115 V, 60 Hz, 3.5 A
230 V, 50/60 Hz,
1.8/1.6 A

Model Characteristics

Item #	Model	Volts	Cord	Protection
504203	4E-34NR	115	6' 1.8 m	Thermal overload
504216	4E-34NRY	230	12' 3.6 m (w/o plug)	Thermal overload



NK-1 SERIES

Oil-filled, Direct Drive
Submersible Use

Applications

- Submersible, water transfer or recirculation, water displays, air conditioners, machine tool coolants, and mild acids

Features

- 1/150 hp oil-filled motor
- Nylon housing, cover and volute
- Fluoroelastomer (FKM) shaft seal
- Polyethylene screen



NK-1

Series Specifications

Capacity: 210 gph @ 1'
(795 lph @ 0.3 m)

Shut Off: 10.2' (3.1 m)

Liquid Temperature: 120 °F (49 °C)

Discharge: 1/4" MNPT (6 mm)

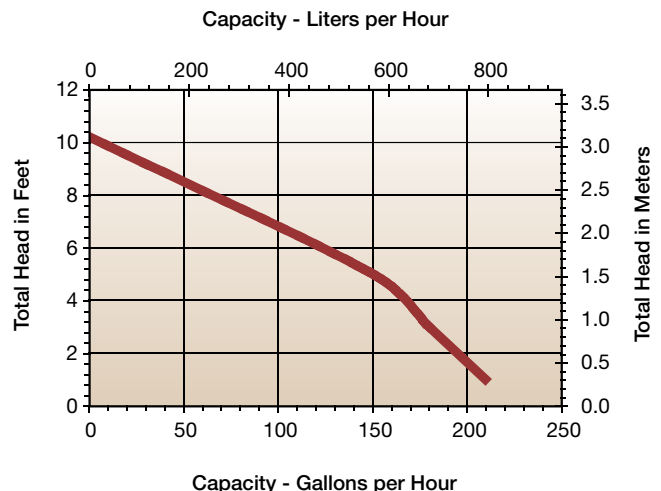
Intake: Smooth sump

Impeller: Nylon

Electrical: 115 V, 60 Hz, 1.1 A

Model Characteristics

Item #	Model	Volts	Cord	Capacity	Protection
526003	NK-1	115	6' 1.8 m	210 gph @ 1' 795 lph @ 0.3 m	Thermal overload



Small Submersible Pumps

NK-2 SERIES

Oil-filled, Direct Drive
Submersible Use

Applications

- Submersible, water transfer or recirculation, water displays, air conditioners, machine tool coolants, and mild acids

Features

- 1/40 hp oil-filled motor
- Nylon housing, cover and volute
- Fluoroelastomer (FKM) shaft seal
- Polyethylene screen

NK-2



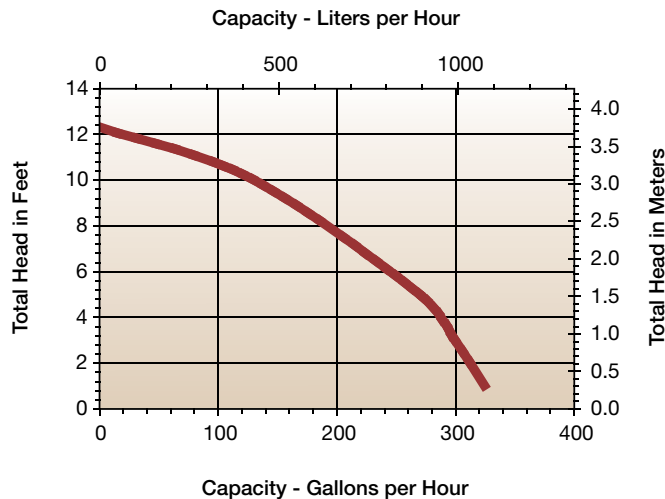
Series Specifications

Capacity: 325 gph @ 1' (1230 lph @ 0.3 m)
Shut Off: 12.3' (3.7 m)
Liquid Temperature: 120 °F (49 °C)
Discharge: 1/4" MNPT (6 mm)
Intake: Smooth sump

Impeller: Nylon
Electrical: 115 V, 60 Hz, 1.7 A
 230 V, 50/60 Hz, 0.9/0.7 A

Model Characteristics

Item #	Model	Volts	Cord	Capacity	Protection
527003	NK-2	115	6'	325 gph @ 1' 1230 lph @ 0.3 m	Thermal overload
			1.8 m		
527176	NK-2	115	18'	325 gph @ 1' 1230 lph @ 0.3 m	Thermal overload
			5.5 m		
527016	NK-2	230	12' 3.6 m (w/o plug)	325 gph @ 1' 1230 lph @ 0.3 m	Thermal overload



S SERIES

Oil-filled, Direct Drive
Submersible or In-line Use



S225T-6

Applications

- Submersible, water transfer or recirculation, water displays, air conditioners, machine tool coolants, and mild acids

Features

- Premium stainless steel and bronze construction
- Nylon volute and impeller
- All models feature a flow adjuster
- Extremely quiet operation
- Can be used in hot water applications up to 110 °F (43.4 °C)
- Suitable for fresh, salt, chlorinated or brominated water (max 3-5 ppm)
- cCSAus listed
- Two-year warranty
- S225T-6 and S320T-6 includes CFS 100 pre-filter

Series Specifications

Liquid Temperature: Hot water up to 110 °F (43.4 °C)
Discharge: 1/4" MNPT (6 mm)
 S225/S320;
 1/2" MNPT (12.7 mm)
 S580/S900/S1200

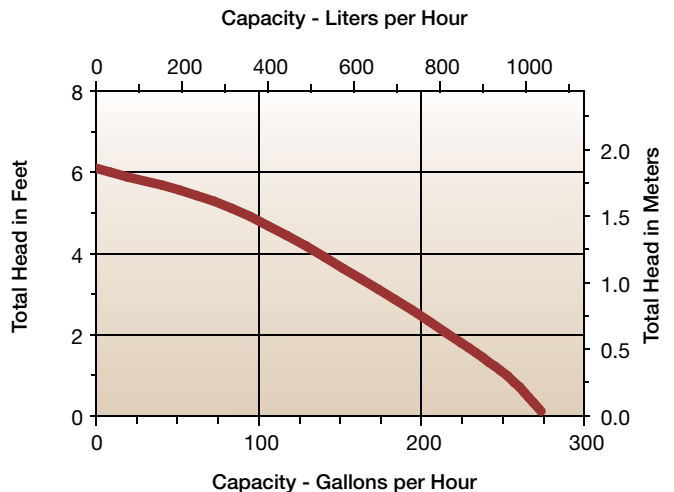
Intake: 1/2" MNPT (12.7 mm)
 S225/S320;
 3/4" MNPT (19 mm)
 S580/S900/S1200

Electrical: 115 V, 60 Hz

Model Characteristics

Item #	Model	Volts	Amps	Watts	Cord	Capacity	Protection	Shut Off
S225T-6	S225T-6	115	0.70	60	6'	250 gph @ 1' 946 lph @ 0.3 m	Thermal Overload	6'
					1.8 m			
S320T-6	S320T-6	115	1.5	89	6'	360 gph @ 1' 1363 lph @ 0.3 m	Thermal Overload	12'
					1.8 m			
S580T-6	S580T-6	115	2.2	203	6'	830 gph @ 1' 1342 lph @ 0.3 m	Thermal Overload	14'
					1.8 m			
S900T-6	S900T-6	115	2.5	234	6'	885 gph @ 1' 3350 lph @ 0.3 m	Thermal Overload	16'
					1.8 m			
S1200T-6	S1200T-6	115	3.4	255	6'	1100 gph @ 1' 4164 lph @ 0.3 m	Thermal Overload	18'
					1.8 m			

Performance Curve S225T-6



continued on the next page

Small Submersible Pumps

S SERIES

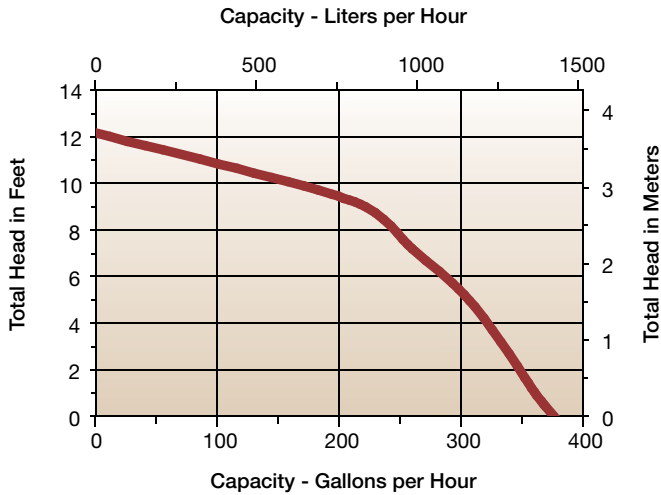
Oil-filled, Direct Drive
Submersible or In-line Use continued



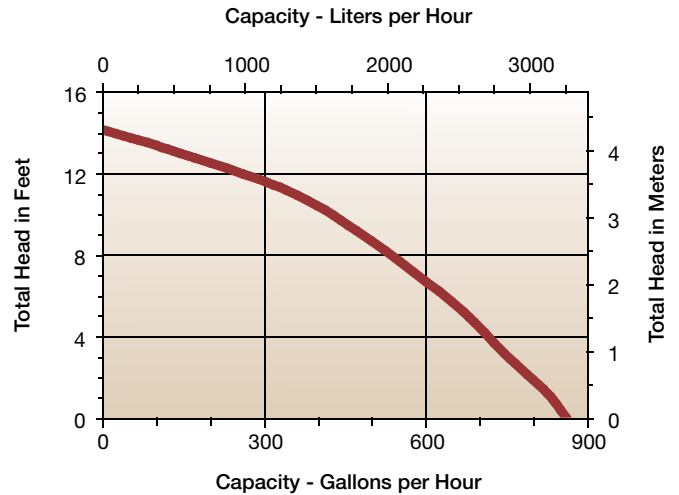
S900T-6*

*SPB1 – Mounting bracket sold separately (shown on image)

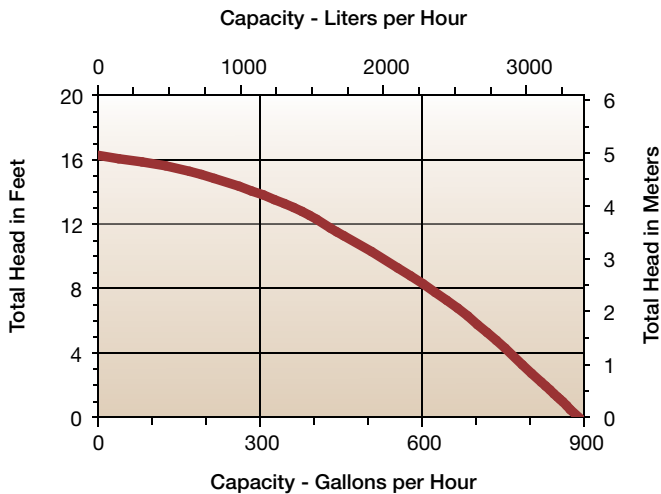
Performance Curve S320T-6



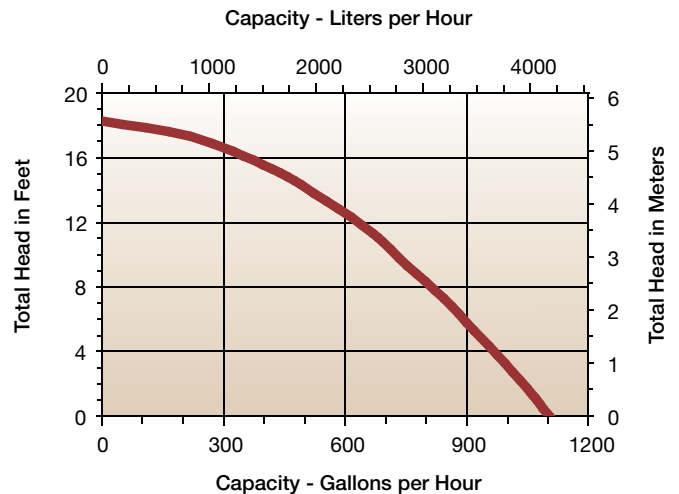
Performance Curve S580T-6



Performance Curve S900T-6



Performance Curve S1200T-6



Machine Tool Coolant Tanks

Applications

- Drill presses, tool grinders, tapping machines, cut-off saws, bench mills, lathes

Features

- 5-gallon (18.9 liter) polyethylene tank
- Metal chip collector basket and baffle
- 6' (1.8 m) plastic hose, plastic flex nozzle and brass control valve, plus all adapters and fittings for use with recommended pumps (see chart below)
- Pump not included*



MCT-5P

Model Characteristics

Item #	Model
560040	MCT-5P

Recommended Pumps for MCT-5P (gph at 115 V, 60 Hz)

Item #	Model	For MCT Unit	gph Water Soluble Oil					gph 100 SSU/Cutting Oil					gph 300 SSU/Cutting Oil				
			1'	3'	6'	12'	Shut off	1'	3'	6'	12'	Shut off	1'	3'	6'	12'	Shut off
501020	1-YS	MCT-5P	72	60	36	-	7.4'	24	14	-	-	3.5'	-	-	-	-	-
			273 lph	227 lph	136 lph		2.3 m	91 lph	53 lph			1.0 m					
526003	NK-1	MCT-5P	70	60	40	-	10.2'	24	14	-	-	5.0'	-	-	-	-	-
			265 lph	227 lph	151 lph		3.1 m	91 lph	53 lph			1.5 m					
527003	NK-2	MCT-5P	82	78	64	6	12.2'	35	29	19	-	6.1'	-	-	-	-	-
			310 lph	295 lph	242 lph	23 lph	3.7 m	132 lph	109 lph	72 lph		1.9 m					
503103	3E-12N	MCT-5P	127	123	113	89	22.4'	89	86	79	62	16.8'	70	65	60	47	15.7'
			481 lph	466 lph	428 lph	337 lph	6.9 m	337 lph	326 lph	299 lph	235 lph	5.1 m	265 lph	246 lph	227 lph	178 lph	4.8 m
504103	4E-34N	MCT-5P	134	129	119	100	24.3'	95	89	81	68	18.3'	75	71	64	54	17.5'
			507 lph	488 lph	450 lph	379 lph	7.4 m	360 lph	337 lph	307 lph	257 lph	5.6 m	284 lph	269 lph	242 lph	204 lph	5.3 m
505000	5-MSP	MCT-10	212	208	198	167	26.8'	161	159	154	129	21.4'	127	125	123	102	20.5'
			803 lph	787 lph	750 lph	632 lph	8.2 m	609 lph	602 lph	583 lph	488 lph	6.5 m	481 lph	473 lph	466 lph	386 lph	6.2 m
506271	6-CIM-R	MCT-10	185	178	163	118	18.5'	138	136	127	92	14.7'	108	107	101	73	14.0'
			700 lph	674 lph	617 lph	447 lph	5.6 m	522 lph	515 lph	481 lph	348 lph	4.5 m	409 lph	405 lph	382 lph	276 lph	4.3 m

*NOTE: The MCT-5P unit does not include pump. Pump must be purchased in addition to unit.


Machine Tool Coolant Tanks

Applications

- Drill presses, tool grinders, tapping machines, cut-off saws, bench mills, lathes

Features

- 10-gallon (37.8 liter) metal tank with baffle
- 4' (10.2 cm) neoprene hose with brass fittings, plastic flex nozzle and brass control valve
- Removable chip collector tray and splash deflector, plus all adapters and fittings for use with recommended pumps (see chart below)
- Pump not included*



MCT-10

Model Characteristics

Item #	Model
560300	MCT-10

Recommended Pumps for MCT-10 (gph at 115 V, 60 Hz)

Item #	Model	For MCT Unit	gph Water Soluble Oil					gph 100 SSU/Cutting Oil					gph 300 SSU/Cutting Oil				
			1'	3'	6'	12'	Shut off	1'	3'	6'	12'	Shut off	1'	3'	6'	12'	Shut off
501020	1-YS	MCT-5P	72	60	36	-	7.4'	24	14	-	-	3.5'	-	-	-	-	-
			273 lph	227 lph	136 lph		2.3 m	91 lph	53 lph			1.0 m					
526003	NK-1	MCT-5P	70	60	40	-	10.2'	24	14	-	-	5.0'	-	-	-	-	-
			265 lph	227 lph	151 lph		3.1 m	91 lph	53 lph			1.5 m					
527003	NK-2	MCT-5P	82	78	64	6	12.2'	35	29	19	-	6.1'	-	-	-	-	-
			310 lph	295 lph	242 lph	23 lph	3.7 m	132 lph	109 lph	72 lph		1.9 m					
503103	3E-12N	MCT-5P	127	123	113	89	22.4'	89	86	79	62	16.8'	70	65	60	47	15.7'
			481 lph	466 lph	428 lph	337 lph	6.9 m	337 lph	326 lph	299 lph	235 lph	5.1 m	265 lph	246 lph	227 lph	178 lph	4.8 m
504103	4E-34N	MCT-5P	134	129	119	100	24.3'	95	89	81	68	18.3'	75	71	64	54	17.5'
			507 lph	488 lph	450 lph	379 lph	7.4 m	360 lph	337 lph	307 lph	257 lph	5.6 m	284 lph	269 lph	242 lph	204 lph	5.3 m
505000	5-MSP	MCT-10	212	208	198	167	26.8'	161	159	154	129	21.4'	127	125	123	102	20.5'
			803 lph	787 lph	750 lph	632 lph	8.2 m	609 lph	602 lph	583 lph	488 lph	6.5 m	481 lph	473 lph	466 lph	386 lph	6.2 m
506271	6-CIM-R	MCT-10	185	178	163	118	18.5'	138	136	127	92	14.7'	108	107	101	73	14.0'
			700 lph	674 lph	617 lph	447 lph	5.6 m	522 lph	515 lph	481 lph	348 lph	4.5 m	409 lph	405 lph	382 lph	276 lph	4.3 m

* NOTE: The MCT-10 unit does not include pump. Pump must be purchased in addition to unit.

Specialty Pumps

Open Motor Pumps

Non-Submersible Use

Applications

- In-line use in hot drink dispenser, fountain and fresh water applications. Largely used in water displays

Features

- 1/200 hp open motor
- Nylon volute
- Fluoroelastomer (FKM) shaft seal
- Stainless steel shaft
- Aluminum mounting bracket



1-AA-OM

Series Specifications

Capacity: 110 gph @ 1'
416 lph @ 0.3 m

Shut Off: 7' (2.1 m)

Liquid Temperature: 120 °F (49 °C)

Discharge: 1/4" MNPT (6 mm)

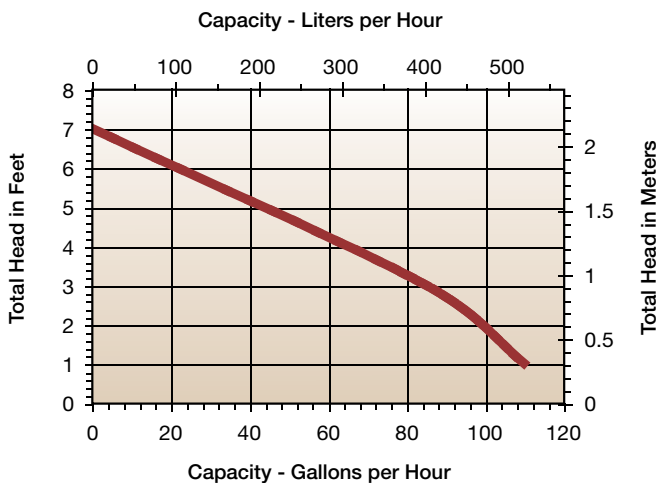
Intake: 1/4" FNPT & 1/2" MNPT
(6 mm & 12.7 mm)

Impeller: Nylon

Electrical: 115 V, 60 Hz, 0.46 A

Model Characteristics

Item #	Model	Volts	Lead Wires
531001	1-AA-OM	115	12" 30.5 cm



High Pressure Pumps

Non-Submersible Use

Applications

- Non-submersible, high pressure, carpet cleaning, dispenser displays, and pressure washers

Features

- 1/11 hp fan-cooled motor
- Thermoplastic housing
- Nylon volute
- Carbon/ceramic shaft seal
- Double-insulated motor (non-replaceable brushes last 500-1000 hours)
- Includes bypass adapter
- cCSAus listed (532002)



35-OM

Series Specifications

Capacity: 170 gph @ 1'
643 lph @ 0.3 m

Shut Off: 81' (24.7 m)

Liquid Temperature: 120 °F (49 °C)

Discharge: 3/8" barbed OD
(9.5 mm)

Intake: 3/8" barbed OD
(9.5 mm)

Impeller: PPS impeller

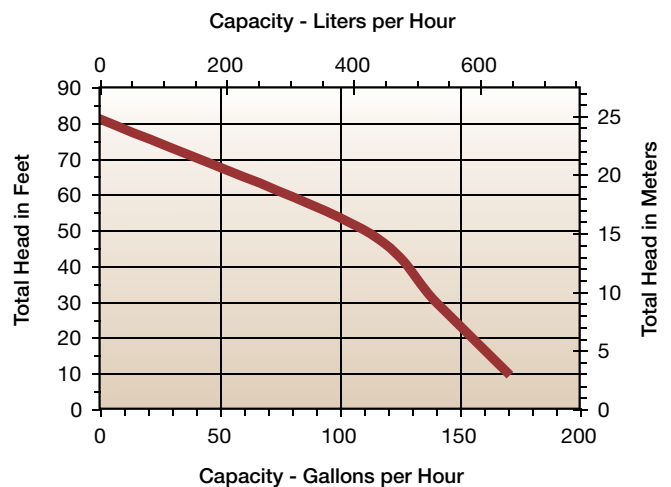
Electrical: 115 V, 60 Hz, 1.25 A
230 V, 50/60 Hz, 0.6 A

Model Characteristics

Item #	Model	Volts	Lead Wires
532002	35-OM	115	24" 61 cm
532012	35-OM	230	24" 61 cm

Replacement Seal Kit

Item #	Model	Description
599106	35-OM-SK	Housing, carbon seal, impeller with ceramic seal and O-ring



Parts Washer Pumps

Submersible Use

CAUTION: The low flash point of these combustible liquids does present a moderate fire hazard. Operating the pump fully submerged offers added protection from fire risk. For other solvent handling precautions, consult the material safety data sheet (OSHA-20 form, or equivalent), for the solvent use.

Use only UL approved Metal Parts Cleaning Solvents. The use of fluids such as gasoline, and lower flash point solvents is dangerous and may cause explosions or fire. Solvents other than UL approved metal parts cleaning solvents will void the warranty of this product.

Applications

- Submersible for pumping unheated metal parts cleaning solvent which is UL classified as PJQU

Features

- 1/125 hp epoxy encapsulated motor
- Cast aluminum/polyester housing
- Nylon volute and screen
- Fluoroelastomer (FKM) shaft seal
- 3/8" (9.5 mm) conduit fitting
- cCSAus listed



1-EAYS

Series Specifications

Capacity: 170 gph @ 1'
643 lph @ 0.3 m

Shut Off: 7' (2.1 m)

Liquid Temperature: 120 °F (49 °C)

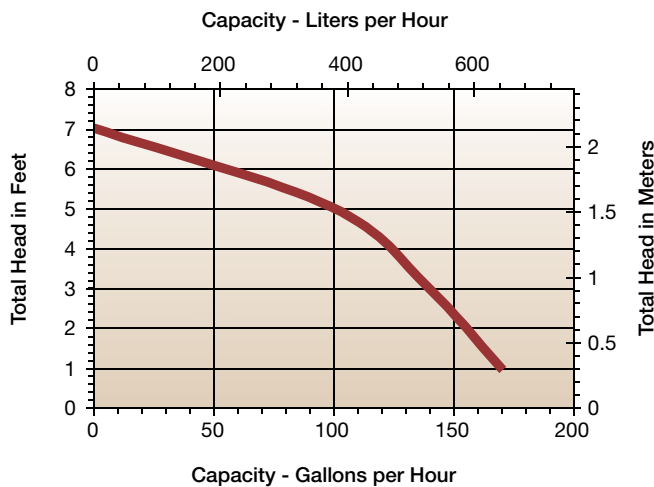
Discharge: 1/4" MNPT (6 mm)

Impeller: Nylon

Electrical: 115 V, 60 Hz, 0.6 A

Model Characteristics

Item #	Model	Volts	Cord	Capacity	Protection
518020	1-EAYS	115	6' 1.8 m (w/o plug)	170 gph @ 1' 643 lph	Impedance



Applications

- Submersible for pumping unheated metal parts cleaning solvent which is UL classified as PJQU

Features

- 1/150 hp oil-filled motor
- Cast aluminum housing
- Nylon volute
- Fluoroelastomer (FKM) shaft seal
- Polyethylene screen
- 1/2" (12.7 mm) conduit fitting
- cCSAus listed (501020 and 501025)



1-YS

Series Specifications

Capacity: 205 gph @ 1'
776 lph @ 0.3 m

Shut Off: 7.4' (2.3 m)

Liquid Temperature: 120 °F (49 °C)

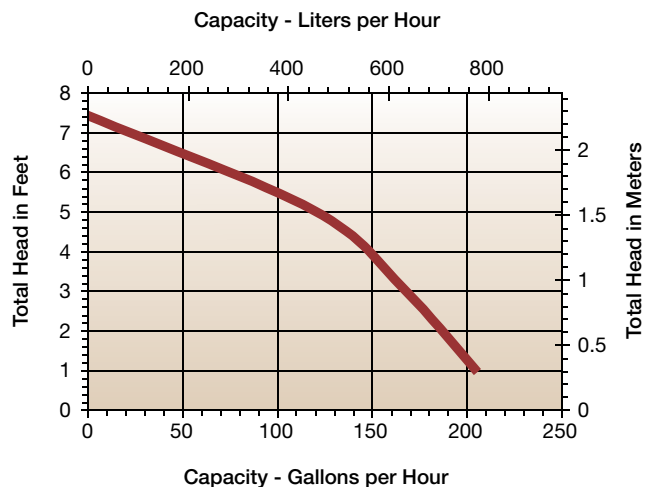
Discharge: 1/4" MNPT (6 mm)

Impeller: Nylon

Electrical: 115 V, 60 Hz, 1.1 A
230 V, 50/60 Hz, 0.6 A

Model Characteristics

Item #	Model	Volts	Cord	Capacity	Protection
501020	1-YS	115	6' 1.8 m (w/o plug)	205 gph @ 1' 776 lph	Thermal overload
501025	1-Y	115	6' 1.8 m (w/o plug)	205 gph @ 1' 776 lph	Thermal overload
501036	1-YS	230	6' 1.8 m (w/o plug)	205 gph @ 1' 776 lph	Thermal overload



Specialty Pumps

Parts Washer Pumps

Submersible Use

Applications

- Submersible for pumping unheated metal parts cleaning solvent which is UL classified as PJQU

Features

- 1/40 hp oil-filled motor
- Cast aluminum housing
- Nylon volute
- Fluoroelastomer (FKM) shaft seal
- Nylon screen
- 1/2" (12.7 mm) conduit fitting
- cCSAus listed

2E-NYS



Series Specifications

Capacity: 300 gph @ 1'
1136 lph @ 0.3 m

Impeller: Nylon
Electrical: 115 V, 60 Hz, 1.7 A

Shut Off: 11.8' (3.6 m)

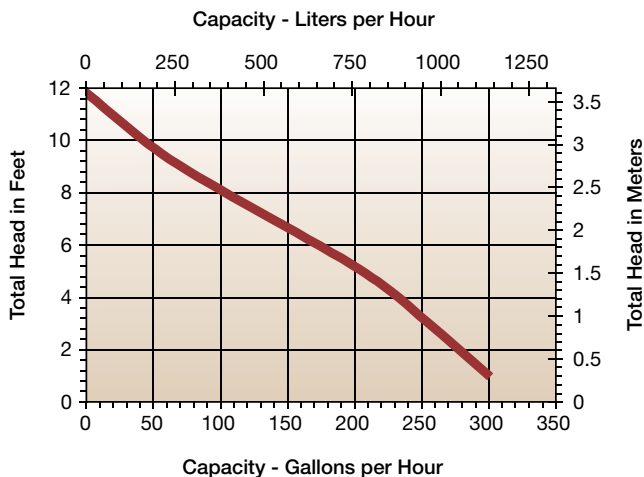
Liquid Temperature: 120 °F (49 °C)

Discharge: 1/4" MNPT (6 mm)

Intake: Hooded

Model Characteristics

Item #	Model	Volts	Cord	Capacity	Protection
502020	2E-NYS	115	6' 1.8 m (w/o plug)	300 gph @ 1' 1136 lph	Thermal overload



Acid Pumps

Submersible or In-line Use

Applications

- Submersible for pumping water or machine oils. In-line when pumping weak acids and chemicals, fruit juices, cleaning solvent, anti-freeze and fluids with a pH factor of 6 to 7

Features

- 1/40 hp oil-filled motor
- Epoxy coated cast aluminum housing
- Nylon volute
- Inner and outer Fluoroelastomer (FKM) shaft seals
- Adapter included for 1/2" (12.7 mm) barbed intake

2E-NDVR



Series Specifications

Capacity: 300 gph @ 1'
1136 lph @ 0.3 m

Impeller: Nylon
Electrical: 115 V, 60 Hz, 1.7 A

Shut Off: 11.8' (3.6 m)

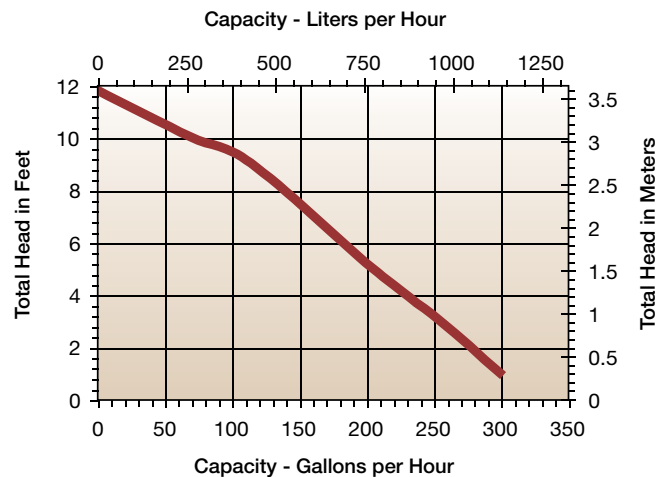
Liquid Temperature: 120 °F (49 °C)

Discharge: 1/4" MNPT (6 mm)

Intake: 3/8" FNPT (9.5 mm)

Model Characteristics

Item #	Model	Volts	Cord	Capacity	Protection
502303	2E-NDVR	115	6' 1.8 m	300 gph @ 1' 1136 lph	Thermal overload



Circulator Pumps

Non-Submersible

Applications

- Solar heating, heat exchange units, and open or closed commercial and domestic hot water recirculating systems

Features

- 1/125 hp motor (dual fan-cooled, 1550 RPM)
- Bronze pump head
- Oversize sleeve bearings
- Stainless steel shaft and magnet separator
- Silicon O-ring
- Maximum system pressure designed for 150 PSIG in closed loop system
- Indoor use only
- cCSAus listed

CMD-100-3B



Series Specifications

Capacity: 180 gph @ 1'
681 lph @ 0.3 m

Shut Off: 4' (1.2 m)

Liquid Temperature: 212 °F (100 °C)

Discharge: 1/2" MNPT (12.7 mm)

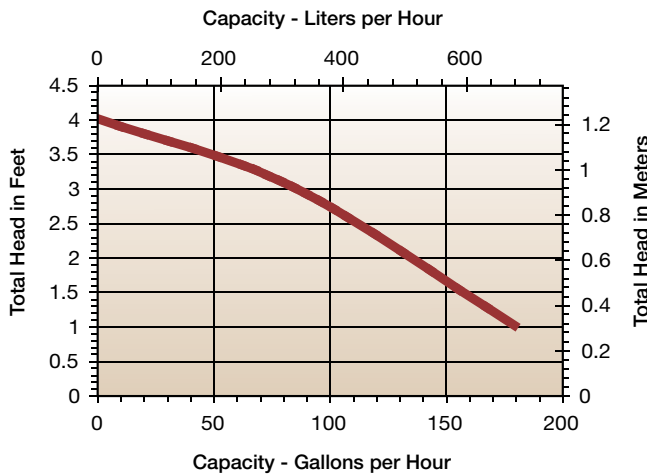
Intake: 1/2" MNPT (9.5 mm)

Impeller: PPS

Electrical: 115 V, 60 Hz, 0.43 A

Model Characteristics

Item #	Model	Volts	Lead Wires	Capacity	Protection
579000	CMD-100-3B	115	15" 38.1 cm	180 gph @ 1' 681 lph @ 0.3 m	Impedance



Applications

- Solar heating, heat exchange units, and open or closed commercial and domestic hot water recirculating systems

Features

- 1/25 hp motor (dual fan-cooled, 3000 RPM)
- Bronze pump head
- Oversize sleeve bearings
- Stainless steel shaft and magnet separator
- Silicon O-ring
- Maximum system pressure designed for 150 PSIG in closed loop system
- Indoor use only
- cCSAus listed

CMD-100-5B



Series Specifications

Capacity: 372 gph @ 1'
1408 lph @ 0.3 m

Shut Off: 12' (3.6 m)

Liquid Temperature: 212 °F (100 °C)

Discharge: 1/2" MNPT (12.7 mm)

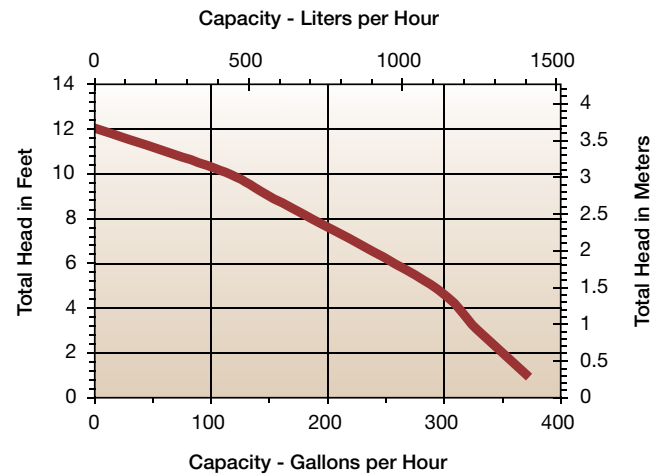
Intake: 1/2" MNPT (9.5 mm)

Impeller: PPS

Electrical: 115 V, 60 Hz, 1.2 A

Model Characteristics

Item #	Model	Volts	Lead Wires	Capacity	Protection
579200	CMD-100-5B	115	6' 1.8 m	372 gph @ 1' 1408 lph @ 0.3 m	Thermal overload



Magnetic Drive Pumps

MD SERIES 1/200 HP

Non-Submersible, In-line Use

1-AA-MD



Applications

- Circulation of mildly corrosive acids, alkalis, solvents, brine, plating solutions, sterile solutions, and other mildly corrosive chemicals and solutions that are compatible with the pump's material of construction

Features

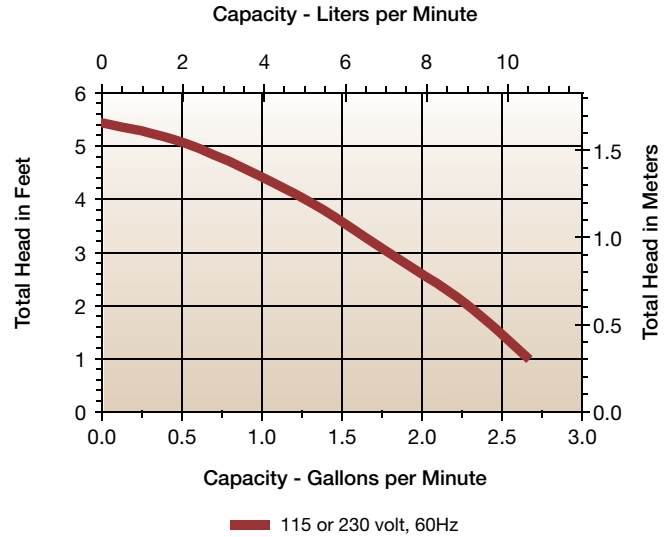
- 1/200 hp open motor
- Glass-filled polypropylene magnet housing
- Glass-filled polypropylene volute
- 1.1 specific gravity
- Fluoroelastomer (FKM) O-ring
- PTFE thrust washers
- Stainless steel shaft
- cCSAus listed (588001 and 588002)

Series Specifications

RPM: 3250 (588001), 2900/3000 (588002)
Capacity: 2.67 gpm (10.1 lpm)
Shut Off: 5.4' (1.6 m)
Liquid Temperature: 150 °F (66 °C)
Discharge: 1/2" OD (12.7 mm)
Intake: 1/2" OD (12.7 mm)

Impeller: Glass-filled polypropylene & Ceramagnet "A" (Barium Ferrite)
Electrical: 115 V, 60 Hz, 0.4 A
 230 V, 50/60 Hz, 0.2 A

Performance Curve



Model Characteristics

Item #	Model	Volts	Lead Wires	Capacity
588001	1-AA-MD	115	3' 0.9 m (w/o plug)	2.67 gpm 10.1 lpm
588002	1-AA-MD	230	3' 0.9 m (w/o plug)	2.67 gpm 10.1 lpm
588122	1-AA-MD Pump head less motor	—	—	—

Magnetic Drive Pumps

MD SERIES 1/200 HP

Submersible or In-line Use

1-EUAA-MD



Applications

- Circulation of mildly corrosive acids, alkalis, solvents, brine, plating solutions, sterile solutions, and other mildly corrosive chemicals and solutions that are compatible with the pump's material of construction

Features

- 1/200 hp encapsulated motor
- Glass-filled polypropylene magnet housing
- Glass-filled polypropylene volute
- 1.1 specific gravity
- Nitrile O-ring
- PTFE thrust washers
- Ceramic shaft
- cCSAus listed for fresh and salt water

Series Specifications

Capacity: 2.5 gpm (9.5 lpm) **Impeller:** Glass-filled polypropylene & Ceramagnet "A" (Barium Ferrite)

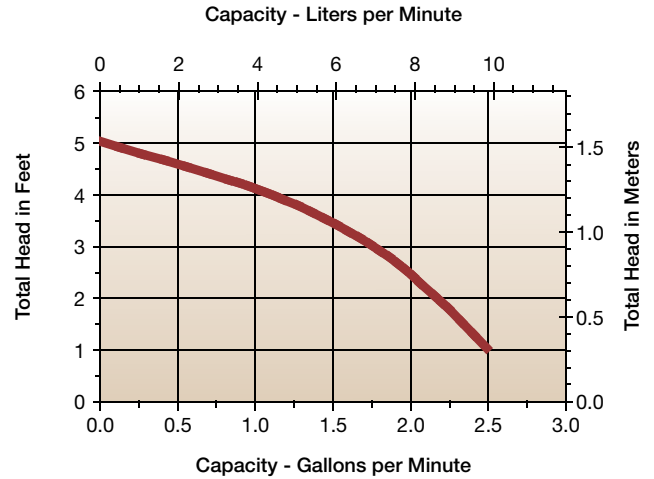
Shut Off: 5' (1.5 m)

Liquid Temperature: 150 °F (66 °C)

Discharge: 1/2" OD (12.7 mm) **Electrical:** 115 V, 60 Hz, 0.3 A

Intake: 1/2" OD (12.7 mm)

Performance Curve



Model Characteristics

Item #	Model	Volts	Cord	Capacity
588205	1-EUAA-MD	115	6'	2.5 gpm
			1.8 m	9.5 lpm

Magnetic Drive Pumps

MD SERIES 1/70 HP

Non-Submersible, In-line Use

1-MD



Applications

- Circulation of mildly corrosive acids, alkalis, solvents, brine, plating solutions, sterile solutions, and other mildly corrosive chemicals and solutions that are compatible with the pump's material of construction.

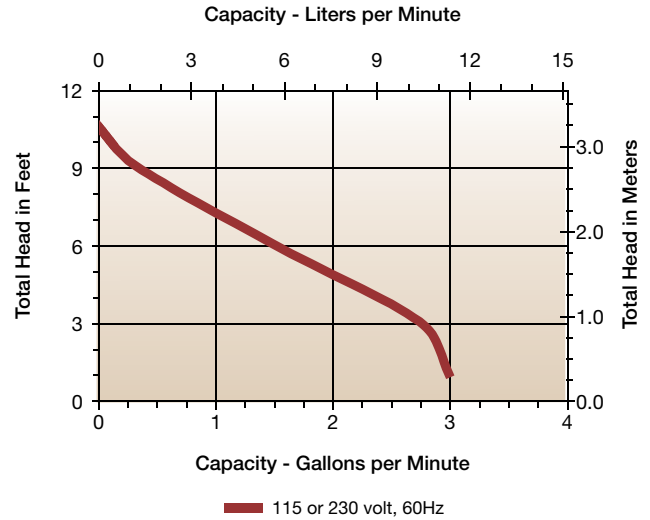
Features

- 1/70 hp open FC motor
- Glass-filled polypropylene magnet housing
- Glass-filled polypropylene volute
- 1.1 specific gravity
- Nitrile O-ring
- Titanium thrust washers and shaft
- C-CCSAus listed (589002)

Series Specifications

RPM: 2450 (589002), 2700/3000 (589012)	Impeller: Glass-filled polypropylene & Ceramagnet "A" (Barium Ferrite)
Capacity: 3.0 gpm (11.4 lpm)	Electrical: 115 V, 60 Hz, 0.8 A 230 V, 50/60 Hz, 0.7/0.6 A
Shut Off: 10.6' (3.2 m)	
Liquid Temperature: 150 °F (66 °C)	
Discharge: 1/2" OD (12.7 mm)	
Intake: 1/2" OD (12.7 mm)	

Performance Curve



Model Characteristics

Item #	Model	Volts	Cord	Capacity
589002	1-MD	115	6' 1.8 m	3.0 gpm 11.4 lpm
589012	1-MD	230	6' 1.8 m (w/o plug)	3.0 gpm 11.4 lpm
589098	1-MD Pump head less motor	-	-	-

Magnetic Drive Pumps

MD SERIES 1/30 HP

Non-Submersible, In-line Use

2-MD



Applications

- Circulation of mildly corrosive acids, alkalis, solvents, brine, plating solutions, sterile solutions, and other mildly corrosive chemicals and solutions that are compatible with the pump's material of construction

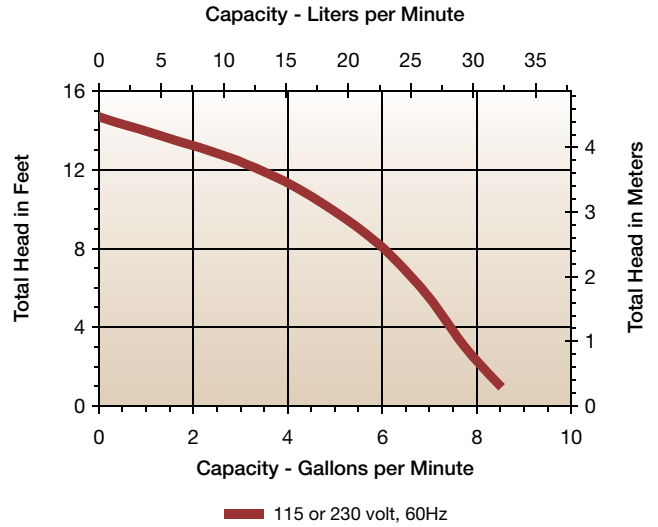
Features

- 1/30 hp open FC motor
- Glass-filled polypropylene magnet housing
- Glass-filled polypropylene volute
- 1.1 specific gravity
- Nitrile O-ring
- Titanium thrust washers and shaft
- C-cCSAus listed (580002 and 580012)

Series Specifications

RPM: 3100 (580002), 2700/3000 (580012)	Intake: 1/2" FNPT (12.7 mm)
Capacity: 8.5 gpm (32 lpm)	Impeller: Glass-filled polypropylene & Ceramagnet "A" (Barium Ferrite)
Shut Off: 14.6' (4.5 m)	Electrical: 115 V, 60 Hz, 1.5 A 230 V, 50/60 Hz, 0.65/0.64 A
Liquid Temperature: 150 °F (66 °C)	
Discharge: 1/2" MNPT (12.7 mm)	

Performance Curve



Model Characteristics

Item #	Model	Volts	Cord	Capacity
580002	2-MD	115	6' 1.8 m	8.5 gpm 32 lpm
580012	2-MD	230	6' 1.8 m (w/o plug)	8.5 gpm 32 lpm
580098	2-MD Pump head less motor	-	-	-

Magnetic Drive Pumps

MD SERIES 1/20 HP

Non-Submersible, In-line Use

3-MD



Applications

- Circulation of mildly corrosive acids, alkalis, solvents, brine, plating solutions, sterile solutions, and other mildly corrosive chemicals and solutions that are compatible with the pump's material of construction

Features

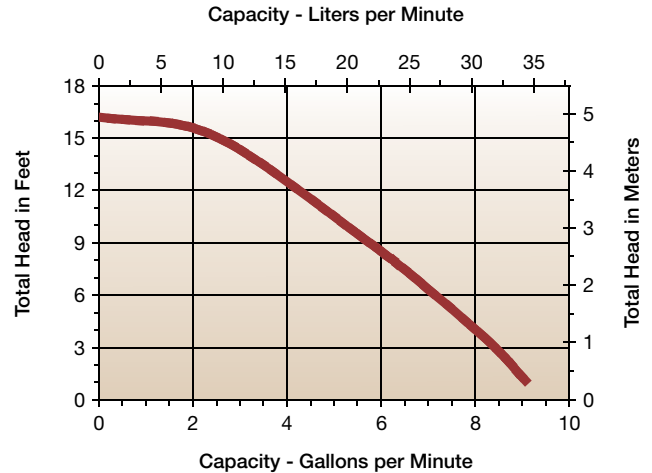
- 1/20 hp open FC motor
- Glass-filled polypropylene magnet housing
- Glass-filled polypropylene volute
- 1.1 specific gravity
- Nitrile O-ring
- Titanium thrust washers and shaft
- C-CCSAus listed (581002)

Series Specifications

RPM: 3300
Capacity: 9.1 gpm (34.4 lpm)
Shut Off: 16.1' (4.9 m)
Liquid Temperature: 150 °F (66 °C)
Discharge: 1/2" MNPT (12.7 mm)

Intake: 1/2" FNPT (12.7 mm)
Impeller: Glass-filled polypropylene & Ceramagnet "A" (Barium Ferrite)
Electrical: 115 V, 60 Hz, 1.4 A

Performance Curve



Model Characteristics

Item #	Model	Volts	Cord	Capacity
581002	3-MD	115	6' 1.8 m	9.1 gpm 34.4 lpm
581098	3-MD Pump head less motor	-	-	-

Magnetic Drive Pumps

MD SERIES 1/25 HP

Non-Submersible, In-line Use

3-MDX



Applications

- Circulation of mildly corrosive acids, alkalis, solvents, brine, plating solutions, sterile solutions, and other mildly corrosive chemicals and solutions that are compatible with the pump's material of construction

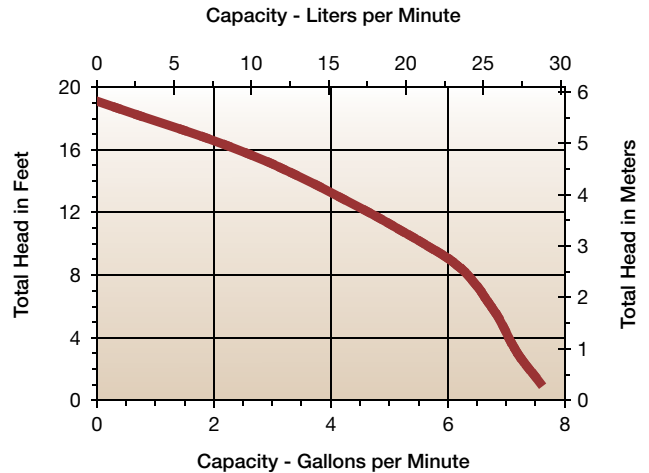
Features

- 1/25 hp open FC motor
- Glass-filled polypropylene magnet housing
- Glass-filled polypropylene volute
- 5/8" OD (15.9 mm) discharge
- 1.1 specific gravity
- Nitrile O-ring
- Titanium thrust washers and shaft
- C-CCSAus listed

Series Specifications

RPM: 3000	Intake: 5/8" OD (15.9 mm)
Capacity: 7.6 gpm (28.8 lpm)	Impeller: Glass-filled polypropylene & Ceramagnet "A" (Barium Ferrite)
Shut Off: 19' (5.8 m)	Electrical: 115 V, 60 Hz, 1.65 A
Liquid Temperature: 150 °F (66 °C)	
Discharge: 5/8" OD (15.9 mm)	

Performance Curve



Model Characteristics

Item #	Model	Volts	Cord	Capacity
581031	3-MDX	115	6'	7.6 gpm
			1.8 m	28.8 lpm

Magnetic Drive Pumps

MD SERIES 1/50 HP

Non-Submersible, In-line Use

3X-MDX



Applications

- Circulation of mildly corrosive acids, alkalis, solvents, brine, plating solutions, sterile solutions, and other mildly corrosive chemicals and solutions that are compatible with the pump's material of construction

Features

- 1/50 hp open FC motor
- Glass-filled polypropylene magnet housing
- Glass-filled polypropylene volute
- 1.1 specific gravity
- Nitrile O-ring
- Titanium thrust washers and shaft
- C-CCSAus listed

Series Specifications

RPM: 1550

Capacity: 5.75 gpm (21.8 lpm)

Shut Off: 7' (2.1 m)

Liquid Temperature: 150 °F (66 °C)

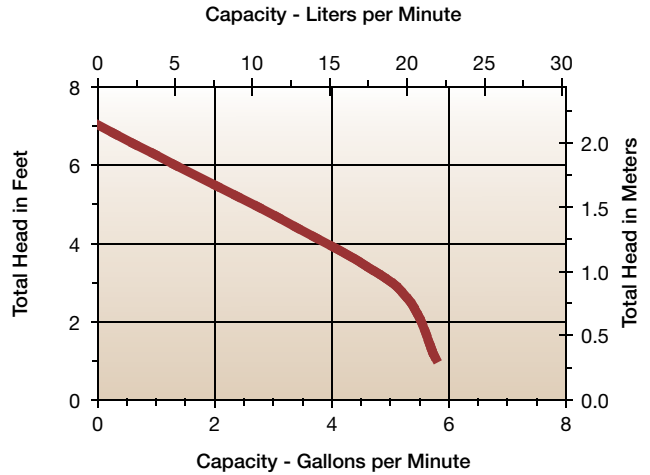
Discharge: 5/8" OD (15.9 mm)

Intake: 5/8" OD (15.9 mm)

Impeller: Glass-filled polypropylene & Ceramagnet "A" (Barium Ferrite)

Electrical: 115 V, 60 Hz, 0.94 A

Performance Curve



Model Characteristics


Item #	Model	Volts	Cord	Capacity
581030	3X-MDX	115	6'	5.75 gpm
			1.8 m	21.8 lpm

Magnetic Drive Pumps

MD SERIES 1/20 HP

Non-Submersible, In-line Use

TE-3-MD



Applications

- Circulation of mildly corrosive acids, alkalis, solvents, brine, plating solutions, sterile solutions, and other mildly corrosive chemicals and solutions that are compatible with the pump's material of construction

Features

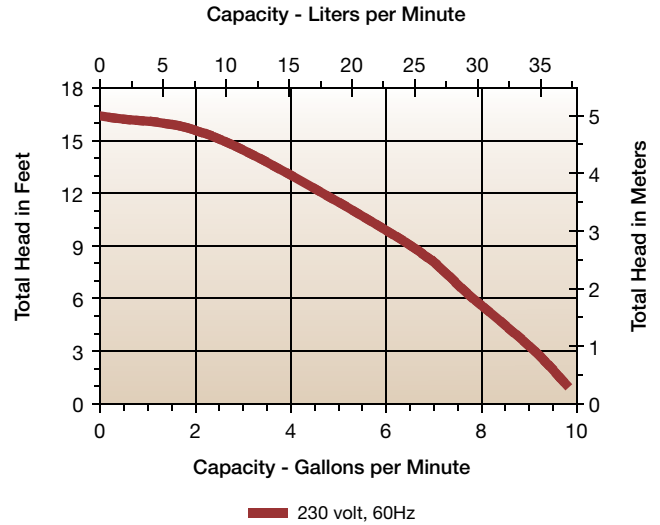
- 1/20 hp TEFC motor
- Glass-filled polypropylene magnet housing
- Glass-filled polypropylene volute
- 1.1 specific gravity
- Nitrile O-ring
- Titanium thrust washers and shaft
- C-CCSAus listed

Series Specifications

RPM: 2750/3200
Capacity: 9.8 gpm (37.1 lpm)
Shut Off: 16.3' (4.9 m)
Liquid Temperature: 150 °F (66 °C)
Discharge: 1/2" MNPT (12.7 mm)
Intake: 1/2" FNPT (12.7 mm)

Impeller: Glass-filled polypropylene & Ceramagnet "A" (Barium Ferrite)
Electrical: 230 V, 50/60 Hz, 1.1/0.8 A

Performance Curve



Model Characteristics

Item #	Model	Volts	Cord	Capacity
581012	TE-3-MD	230	6'	9.8 gpm
			1.8 m (w/o plug)	37.1 lpm

Magnetic Drive Pumps

MD SERIES 1/12 HP

Non-Submersible, In-line Use

4-MD



Applications

- Circulation of mildly corrosive acids, alkalis, solvents, brine, plating solutions, sterile solutions, and other mildly corrosive chemicals and solutions that are compatible with the pump's material of construction

Features

- 1/12 hp open FC motor
- Glass-filled polypropylene magnet housing
- Glass-filled polypropylene volute
- 1.1 specific gravity
- Nitrile O-ring
- Titanium thrust washers and shaft
- C-CCSAus listed (582002 and 582012)

Series Specifications

RPM: 3250 (582002) **Intake:** 1/2" FNPT (12.7 mm)
 2500 (582012)

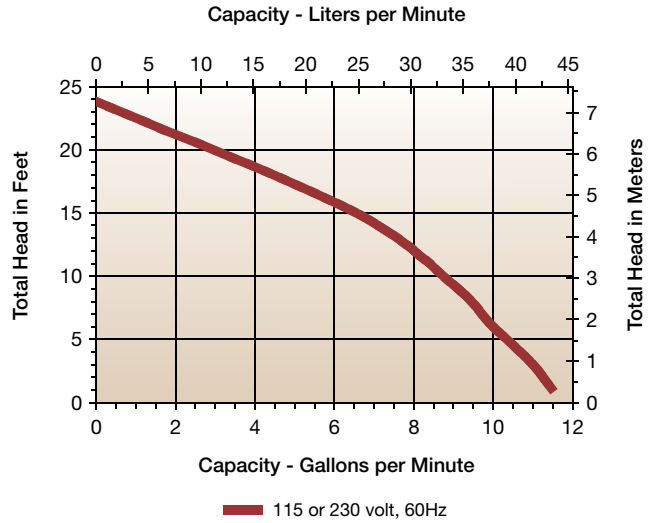
Capacity: 11.5 gpm (43.5 lpm) **Impeller:** Glass-filled polypropylene & Ceramagnet "A" (Barium Ferrite)

Shut Off: 23.7' (7.2 m)

Liquid Temperature: 150 °F (66 °C) **Electrical:** 115 V, 60 Hz, 2.4 A
 230 V, 60 Hz, 1.4 A

Discharge: 1/2" MNPT (12.7 mm)

Performance Curve



Model Characteristics

Item #	Model	Volts	Cord	Capacity
582002	4-MD	115	6' 1.8 m	11.5 gpm 43.5 lpm
582012	4-MD	230	6' 1.8 m (w/o plug)	11.5 gpm 43.5 lpm
582098	4-MD Pump head less motor	-	-	-

Magnetic Drive Pumps

MD SERIES 1/8 HP

Non-Submersible, In-line Use

5-MD



Applications

- Circulation of mildly corrosive acids, alkalis, solvents, brine, plating solutions, sterile solutions, and other mildly corrosive chemicals and solutions that are compatible with the pump's material of construction

Features

- 1/8 hp PSC open FC motor
- Glass-filled polypropylene magnet housing
- Glass-filled polypropylene volute
- 1.1 specific gravity
- Nitrile O-ring
- Titanium thrust washers and shaft
- C-CCSAus listed (583002 and 583012)

Series Specifications

RPM: 3250 (583002)
2400/2500 (583012)

Capacity: 15.1 gpm (57.1 lpm)

Shut Off: 34.6' (10.5 m)

Liquid Temperature: 150 °F (66 °C)

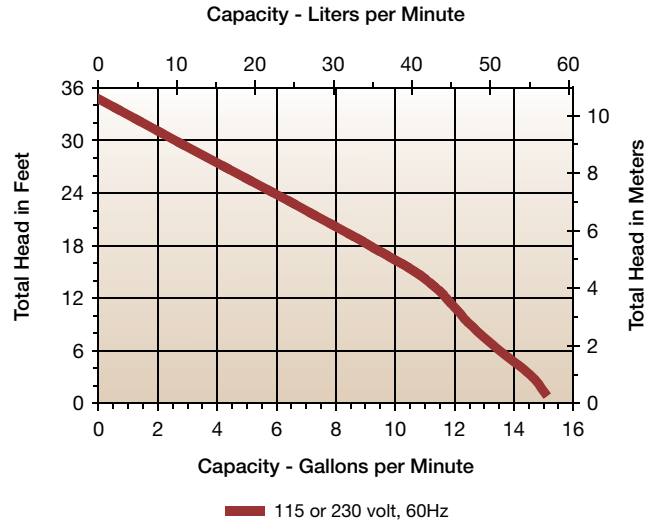
Discharge: 1/2" MNPT (12.7 mm)

Intake: 1/2" FNPT (12.7 mm)

Impeller: Glass-filled polypropylene & Ceramagnet "A" (Barium Ferrite)

Electrical: 115 V, 60 Hz, 2.1 A
230 V, 50/60 Hz,
1.0/1.1 A

Performance Curve



Model Characteristics

Item #	Model	Volts	Cord	Capacity
583002	5-MD	115	6'	15.1 gpm
			1.8 m	57.1 lpm
583012	5-MD	230	6'	15.1 gpm
			1.8 m (w/o plug)	57.1 lpm
583098	5-MD Pump head less motor	-	-	-

Magnetic Drive Pumps

SC SERIES 1/35 HP

Non-Submersible, In-line Use

1.5-MDI-SC



Applications

- Circulation of moderately corrosive acids, alkalis, solvents, brine, plating solutions, sterile solutions, and other moderately corrosive chemicals and solutions that are compatible with the pump's material of construction

Features

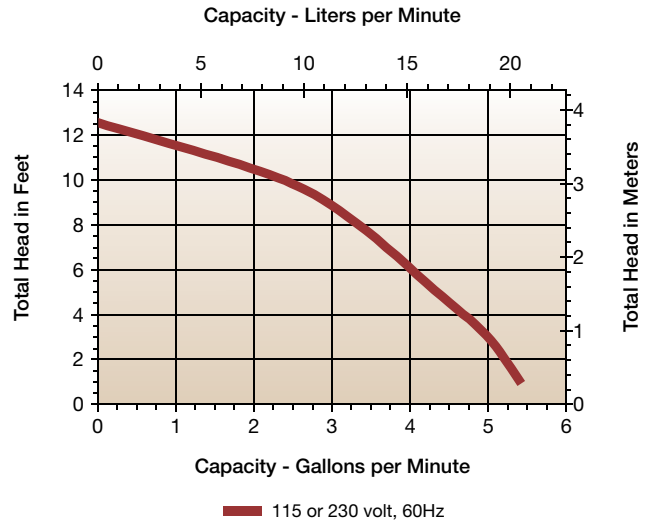
- 1/35 hp open FC motor
- Glass-filled polypropylene magnet housing
- Glass-filled polypropylene volute
- 1.1 specific gravity
- Fluoroelastomer (FKM) O-ring
- Ceramic thrust washers and shaft
- C-CCSAus listed

Series Specifications

RPM: 3100
Capacity: 5.5 gpm (20.8 lpm)
Shut Off: 12.5' (3.8 m)
Liquid Temperature: 150 °F (66 °C)
Discharge: 1/4" MNPT (6 mm)
Intake: 3/4" MNPT (19 mm) & 3/8" FNPT (9.5 mm)

Impeller: Glass-filled polypropylene
Electrical: 115 V, 60 Hz, 1.1 A
 230 V, 50/60 Hz, 0.7/0.6 A

Performance Curve



Model Characteristics

Item #	Model	Volts	Cord	Capacity
589201	1.5-MDI-SC	115	6' 1.8 m	5.5 gpm 20.8 lpm
589211	1.5-MDI-SC	230	6' 1.8 m (w/o plug)	5.5 gpm 20.8 lpm

Magnetic Drive Pumps

SC SERIES 1/35 HP

Submersible Use Only

PE-1.5-MDI-SC



Applications

- Circulation of moderately corrosive acids, alkalis, solvents, brine, plating solutions, sterile solutions, and other moderately corrosive chemicals and solutions that are compatible with the pump's material of construction

Features

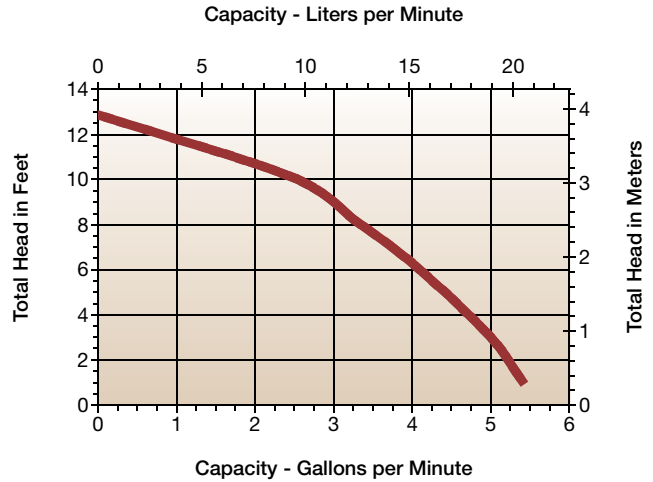
- 1/35 hp encapsulated motor
- Glass-filled polypropylene magnet housing
- Glass-filled polypropylene volute
- 1.1 specific gravity
- Nitrile O-ring
- Ceramic thrust washers and shaft
- Polyester motor case
- Stainless steel screws
- Polyethylene intake screen
- C-cCSAus listed

Series Specifications

RPM: 3000
Capacity: 5.5 gpm (20.8 lpm)
Shut Off: 12.8' (3.9 m)
Liquid Temperature: 77 °F (25 °C)
Discharge: 1/4" MNPT (6 mm)
Intake: 1/2" MNPT (12.7 mm)

Impeller: Glass-filled polypropylene
Electrical: 115 V, 60 Hz, 0.9 A

Performance Curve



Model Characteristics

Item #	Model	Volts	Cord	Capacity
589204	PE-1.5-MDI-SC	115	6'	5.5 gpm
			1.8 m	20.8 lpm

Magnetic Drive Pumps

SC SERIES

1/25 HP or 1/30 HP

Non-Submersible, In-line Use

2-MD-SC



Applications

- Circulation of moderately corrosive acids, alkalis, solvents, brine, plating solutions, sterile solutions, and other moderately corrosive chemicals and solutions that are compatible with the pump's material of construction

Features

- 1/25 hp open FC motor (580503)
- 1/30 hp open FC motor (580513)
- Glass-filled polypropylene magnet housing
- Glass-filled polypropylene volute
- 1.1 specific gravity
- Nitrile O-ring
- Ceramic thrust washers and shaft
- C-CCSAus listed (580503 and 580513)

Series Specifications

RPM: 2900 (580503)
2700/3000 (580513)

Capacity: 8.5 gpm (32.2 lpm)

Shut Off: 14.6' (4.5 m)

Liquid Temperature: 150 °F (66 °C)

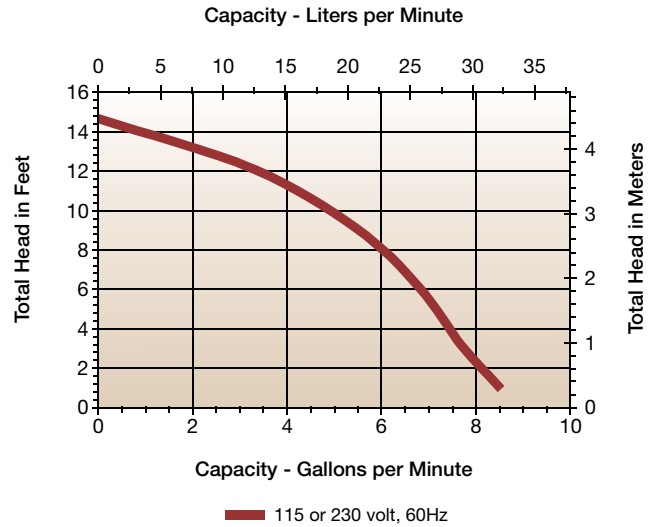
Discharge: 1/2" MNPT (12.7 mm)

Intake: 1/2" FNPT (12.7 mm)

Impeller: Glass-filled polypropylene

Electrical: 115 V, 60 Hz, 1.43 A
230 V, 50/60 Hz, 0.65/0.64 A

Performance Curve



Model Characteristics

Item #	Model	Volts	Cord	Capacity
580503	2-MD-SC	115	6' 1.8 m	8.5 gpm 32.2 lpm
580513	2-MD-SC	230	6' 1.8 m (w/o plug)	8.5 gpm 32.2 lpm
580598	2-MD-SC Pump head less motor	-	-	-

Magnetic Drive Pumps

SC SERIES 1/30 HP

Non-Submersible, In-line Use

2-MDIX-SC



Applications

- Circulation of moderately corrosive acids, alkalis, solvents, brine, plating solutions, sterile solutions, and other moderately corrosive chemicals and solutions that are compatible with the pump's material of construction

Features

- 1/30 hp open FC motor
- Glass-filled polypropylene magnet housing
- Glass-filled polypropylene volute
- 1.1 specific gravity
- Nitrile O-ring
- Ceramic thrust washers and shaft
- cCSAus listed

Series Specifications

RPM: 3000

Impeller: Glass-filled polypropylene

Capacity: 12.8 gpm (48.5 lpm)

Electrical: 115 V, 60 Hz, 1.5 A

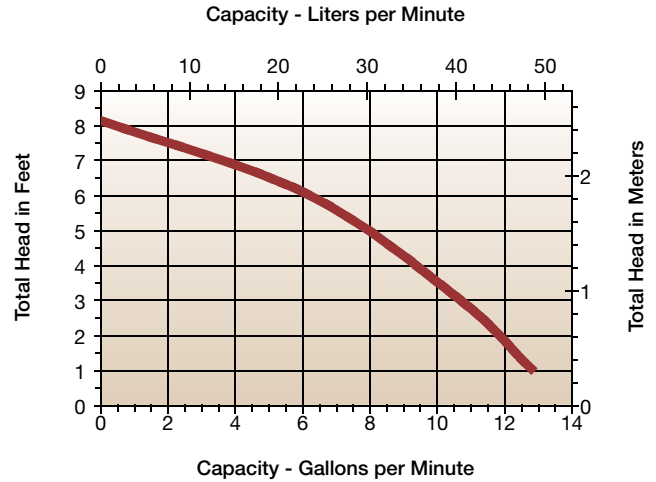
Shut Off: 8.1' (2.5 m)

Liquid Temperature: 150 °F (66 °C)

Discharge: 1" MNPT (25.4 mm)

Intake: 1" FNPT (25.4 mm)

Performance Curve



Model Characteristics

Item #	Model	Volts	Cord	Capacity
580509	2-MDIX-SC	115	6'	12.8 gpm
			1.8 m	48.5 lpm

Magnetic Drive Pumps

SC SERIES 1/12 HP

Non-Submersible, In-line Use

3-MD-SC



Applications

- Circulation of moderately corrosive acids, alkalis, solvents, brine, plating solutions, sterile solutions, and other moderately corrosive chemicals and solutions that are compatible with the pump's material of construction

Features

- 1/12 hp open FC motor
- Glass-filled polypropylene magnet housing
- Glass-filled polypropylene volute
- 1.1 specific gravity
- Nitrile O-ring
- Ceramic thrust washers and shaft
- C-CCSAus listed (581503 and 581513)

Series Specifications

RPM: 3100 (581503)
3000 (581513)

Impeller: Glass-filled polypropylene

Electrical: 115 V, 60 Hz, 2.4 A
230 V, 60 Hz, 1.7 A

Capacity: 12.5 gpm (47.3 lpm)

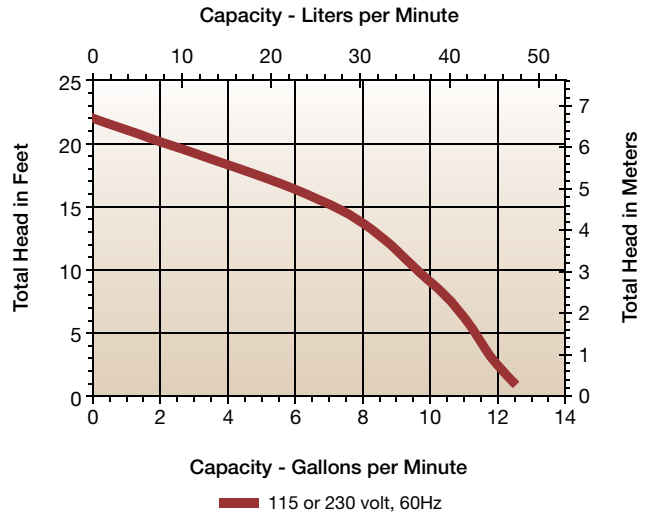
Shut Off: 21.9' (6.6 m)

Liquid Temperature: 150 °F (66 °C)

Discharge: 1/2" MNPT (12.7 mm)

Intake: 3/4" FNPT (19 mm)

Performance Curve



Model Characteristics

Item #	Model	Volts	Cord	Capacity
581503	3-MD-SC	115	6' 1.8 m	12.5 gpm 47.3 lpm
581513	3-MD-SC	230	6' 1.8 m (w/o plug)	12.5 gpm 47.3 lpm
581597	3-MD-SC Pump head less motor	-	-	-

Magnetic Drive Pumps

SC SERIES 1/15 HP

Non-Submersible, In-line Use

3-MDIX-SC



Applications

- Circulation of moderately corrosive acids, alkalis, solvents, brine, plating solutions, sterile solutions, and other moderately corrosive chemicals and solutions that are compatible with the pump's material of construction

Features

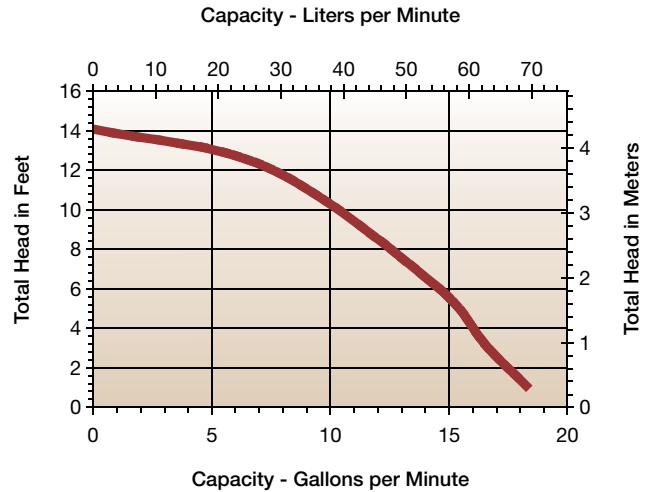
- 1/15 hp TE PSC motor
- Glass-filled polypropylene magnet housing
- Glass-filled polypropylene volute
- 1.1 specific gravity
- Nitrile O-ring
- Ceramic thrust washers and shaft
- C-CCSAus listed

Series Specifications

RPM: 3200
Capacity: 18.3 gpm (70 lpm)
Shut Off: 14' (4.3 m)
Liquid Temperature: 150 °F (66 °C)
Discharge: 1" MNPT (25.4 mm)
Intake: 1" FNPT (25.4 mm)

Impeller: Glass-filled polypropylene
Electrical: 115 V, 60 Hz, 0.9 A

Performance Curve



Model Characteristics

Item #	Model	Volts	Cord	Capacity
581509	3-MDIX-SC	115	6' 1.8 m	18.3 gpm 70 lpm

Magnetic Drive Pumps

SC SERIES 1/10 HP

Non-Submersible, In-line Use

4-MD-SC



Applications

- Circulation of moderately corrosive acids, alkalis, solvents, brine, plating solutions, sterile solutions, and other moderately corrosive chemicals and solutions that are compatible with the pump's material of construction

Features

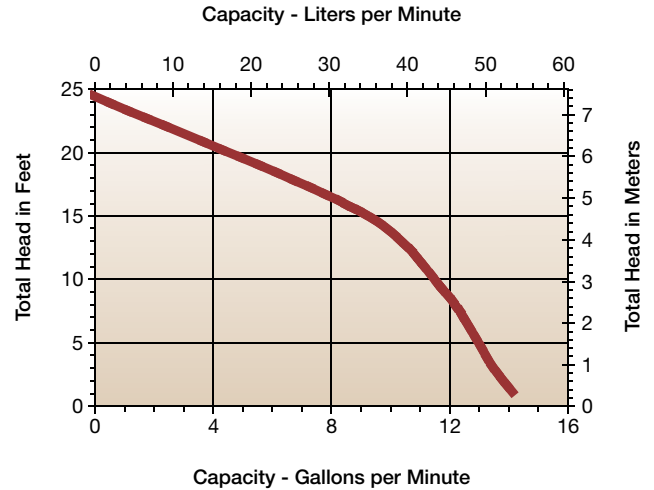
- 1/10 hp open FC PSC motor
- Glass-filled polypropylene magnet housing
- Glass-filled polypropylene volute
- 1.1 specific gravity
- Nitrile O-ring
- Ceramic thrust washers and shaft
- C-CCSAus listed (582503)

Series Specifications

RPM: 3000
Capacity: 14 gpm (53 lpm)
Shut Off: 24' (7.3 m)
Liquid Temperature: 150 °F (66 °C)
Discharge: 1/2" MNPT (12.7 mm)
Intake: 1" FNPT (25.4 mm)

Impeller: Glass-filled polypropylene
Electrical: 115 V, 60 Hz, 1.7 A

Performance Curve



Model Characteristics

Item #	Model	Volts	Cord	Capacity
582503	4-MD-SC	115	6' 1.8 m	14 gpm 53 lpm
582598	4-MD-SC Pump head less motor	-	-	-

Magnetic Drive Pumps

SC SERIES 1/10 HP

Non-Submersible, In-line Use

4-MDIX-SC



Applications

- Circulation of moderately corrosive acids, alkalis, solvents, brine, plating solutions, sterile solutions, and other moderately corrosive chemicals and solutions that are compatible with the pump's material of construction

Features

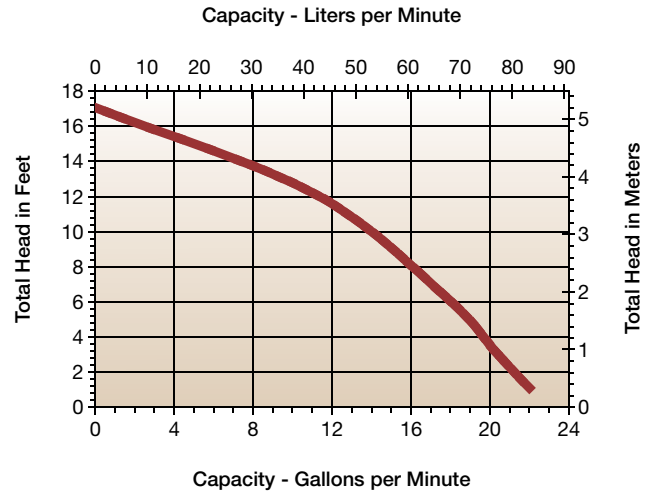
- 1/10 hp open FC PSC motor
- Glass-filled polypropylene magnet housing
- Glass-filled polypropylene volute
- 1.1 specific gravity
- Nitrile O-ring
- Ceramic thrust washers and shaft
- C-CCSAus listed

Series Specifications

RPM: 3280
Capacity: 22 gpm (83.3 lpm)
Shut Off: 17' (5.2 m)
Liquid Temperature: 150 °F (66 °C)
Discharge: 1" MNPT (25.4 mm)
Intake: 1" FNPT (25.4 mm)

Impeller: Glass-filled polypropylene
Electrical: 115 V, 60 Hz, 1.3 A

Performance Curve



Model Characteristics

Item #	Model	Volts	Cord	Capacity
582509	4-MDIX-SC	115	6' 1.8 m	22 gpm 83.3 lpm

Magnetic Drive Pumps

SC SERIES 1/10 HP

Non-Submersible, In-line Use

TE-4-MD-SC



Applications

- Circulation of moderately corrosive acids, alkalis, solvents, brine, plating solutions, sterile solutions, and other moderately corrosive chemicals and solutions that are compatible with the pump's material of construction

Features

- 1/10 hp TEFC PSC motor
- Glass-filled polypropylene magnet housing
- Glass-filled polypropylene volute
- 1.1 specific gravity
- Nitrile O-ring
- Ceramic thrust washers and shaft
- C-CCSAus listed

Series Specifications

RPM: 3000 (582504)
2750/3000 (582514)

Impeller: Glass-filled polypropylene

Capacity: 14 gpm (53 lpm)

Shut Off: 24' (7.3 m)

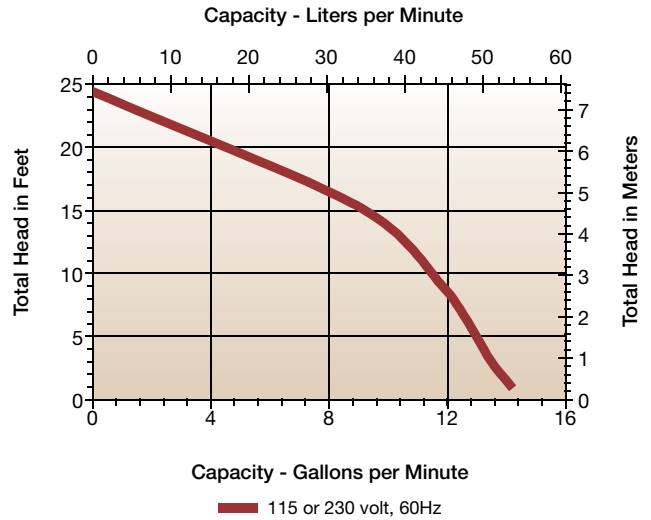
Liquid Temperature: 150 °F (66 °C)

Discharge: 1/2" MNPT (12.7 mm)

Intake: 1" FNPT (25.4 mm)

Electrical: 115 V, 60 Hz, 1.7 A
230 V, 50/60 Hz, 0.5/0.7 A

Performance Curve



Model Characteristics

Item #	Model	Volts	Cord	Capacity
582504	TE-4-MD-SC	115	6' 1.8 m	14 gpm 53 lpm
582514	TE-4-MD-SC	230	6' 1.8 m (w/o plug)	14 gpm 53 lpm

Magnetic Drive Pumps

SC SERIES 1/10 HP

Non-Submersible, In-line Use

TE-4-MDX-SC



Applications

- Circulation of moderately corrosive acids, alkalis, solvents, brine, plating solutions, sterile solutions, and other moderately corrosive chemicals and solutions that are compatible with the pump's material of construction

Features

- 1/10 hp TEFC PSC motor
- Glass-filled polypropylene magnet housing
- Glass-filled polypropylene volute
- 1.1 specific gravity
- Nitrile O-ring
- Ceramic thrust washers and shaft
- C-CCSAus listed

Series Specifications

RPM: 2750/3000

Impeller: Glass-filled polypropylene

Capacity: 22.8 gpm (86.3 lpm)

Electrical: 230 V, 50/60 Hz, 0.6 A

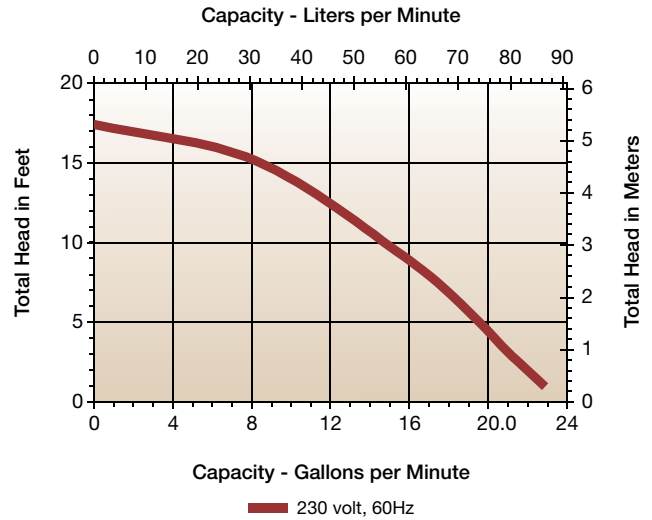
Shut Off: 17.3' (5.3 m)

Liquid Temperature: 150 °F (66 °C)

Discharge: 1" MNPT (25.4 mm)

Intake: 1" FNPT (25.4 mm)

Performance Curve



Model Characteristics

Item #	Model	Volts	Cord	Capacity
582515	TE-4-MDX-SC	230	6'	22.8 gpm
			1.8 m (w/o plug)	86.3 lpm

Magnetic Drive Pumps

SC SERIES 1/8 HP

Non-Submersible, In-line Use

5-MD-SC



Applications

- Circulation of moderately corrosive acids, alkalis, solvents, brine, plating solutions, sterile solutions, and other moderately corrosive chemicals and solutions that are compatible with the pump's material of construction

Features

- 1/8 hp open FC PSC motor
- Glass-filled polypropylene magnet housing
- Glass-filled polypropylene volute
- 1.1 specific gravity
- Nitrile O-ring
- Ceramic thrust washers and shaft
- C-CCSAus listed (583503 and 583513)

Series Specifications

RPM: 3000 (583503)
2400/2500 (583513)

Impeller: Glass-filled polypropylene

Capacity: 17.5 gpm (66.2 lpm)

Electrical: 115 V, 50/60 Hz, 2 A
230 V, 50/60 Hz, 1/1.1 A

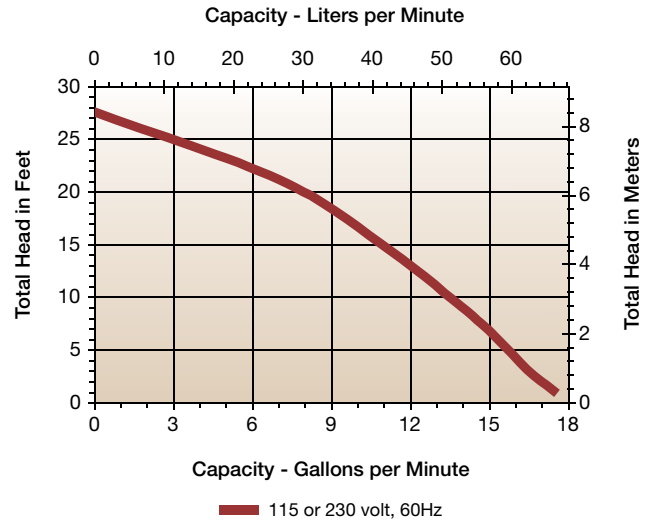
Shut Off: 27.5' (8.4 m)

Liquid Temperature: 150 °F (66 °C)

Discharge: 1/2" MNPT (12.7 mm)

Intake: 1" FNPT (25.4 mm)

Performance Curve



Model Characteristics

Item #	Model	Volts	Cord	Capacity
583503	5-MD-SC	115	6' 1.8 m	17.5 gpm 66.2 lpm
583513	5-MD-SC	230	6' 1.8 m (w/o plug)	17.5 gpm 66.2 lpm
583598	5-MD-SC Pump head less motor	-	-	-

Magnetic Drive Pumps

SC SERIES 1/8 HP

Non-Submersible, In-line Use

TE-5-MD-SC



Applications

- Circulation of moderately corrosive acids, alkalis, solvents, brine, plating solutions, sterile solutions, and other moderately corrosive chemicals and solutions that are compatible with the pump's material of construction

Features

- 1/8 hp TEFC PSC motor
- Glass-filled polypropylene magnet housing
- Glass-filled polypropylene volute
- 1.1 specific gravity
- Nitrile O-ring
- Ceramic thrust washers and shaft
- C-CCSAus listed (584504)

Series Specifications

RPM: 2850/3450

Impeller: Glass-filled polypropylene

Capacity: 20 gpm (75.7 lpm)

Electrical: 115 V, 50/60 Hz, 2.3/3 A

Shut Off: 29.3' (9 m)

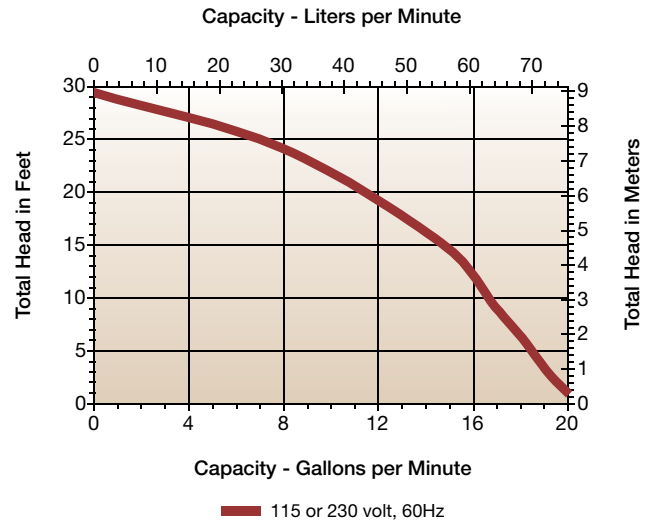
230 V, 50/60 Hz,
1.3/1.4 A

Liquid Temperature: 150 °F (66 °C)

Discharge: 1/2" MNPT (12.7 mm)

Intake: 1" FNPT (25.4 mm)

Performance Curve



Model Characteristics


Item #	Model	Volts	Cord	Capacity
584504	TE-5-MD-SC	115/230	6' 1.8 m Cord not installed	20 gpm 75.7 lpm
584598	TE-5-MD-SC Pump head less motor	-	-	-

Magnetic Drive Pumps

SC SERIES 1/3 HP

Non-Submersible, In-line Use

TE-5.5-MD-SC



Applications

- Circulation of moderately corrosive acids, alkalis, solvents, brine, plating solutions, sterile solutions, and other moderately corrosive chemicals and solutions that are compatible with the pump's material of construction

Features

- 1/3 hp TEFC motor
- Glass-filled polypropylene volute
- Glass-filled polyphenylene sulfide backplate
- 1.1 specific gravity
- Fluoroelastomer (FKM) O-ring
- Ceramic thrust washers and shaft
- C-CCSAus listed (585504)

Series Specifications

RPM: 2850/3450

Capacity: 31.7 gpm (120 lpm)

Shut Off: 40.5' (12.3 m)

Liquid Temperature: 150 °F (66 °C)

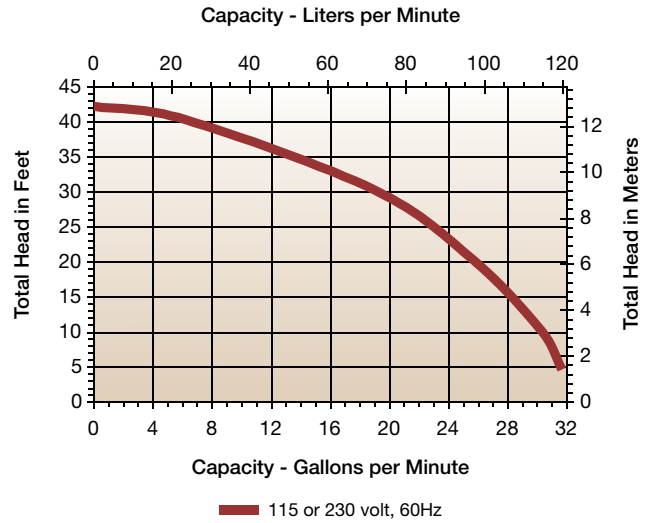
Discharge: 3/4" MNPT (19 mm)

Intake: 1" FNPT (25.4 mm)

Impeller: Glass-filled polypropylene w/ carbon bushing

Electrical: 115 V, 50/60 Hz, 5.4/5.0 A
230 V, 50/60 Hz, 2.8/2.5 A

Performance Curve



Model Characteristics

Item #	Model	Volts	Cord	Capacity
585504	TE-5.5-MD-SC	115/230	Not included	31.7 gpm 120 lpm
585598	TE-5.5-MD-SC Pump head less motor	-	-	-


NOTE: Although no pump should be operated dry, the TE-5.5-MD-SC models have a run-dry capability of up to eight hours without damage.

Magnetic Drive Pumps

SC SERIES 1/2 HP

Non-Submersible, In-line Use

TE-6-MD-SC



Applications

- Circulation of moderately corrosive acids, alkalis, solvents, brine, plating solutions, sterile solutions, and other moderately corrosive chemicals and solutions that are compatible with the pump's material of construction

Features

- 1/2 hp TEFC motor
- Glass-filled polypropylene volute
- 1.1 specific gravity
- Glass-filled polyphenylene sulfide backplate
- Fluoroelastomer (FKM) O-ring
- Ceramic thrust washers and shaft
- C-CCSAus listed (586504)

Series Specifications

RPM: 2850/3450

Capacity: 38 gpm
(143.8 lpm)

Shut Off: 51' (15.5 m)

Liquid Temperature: 150 °F (66 °C)

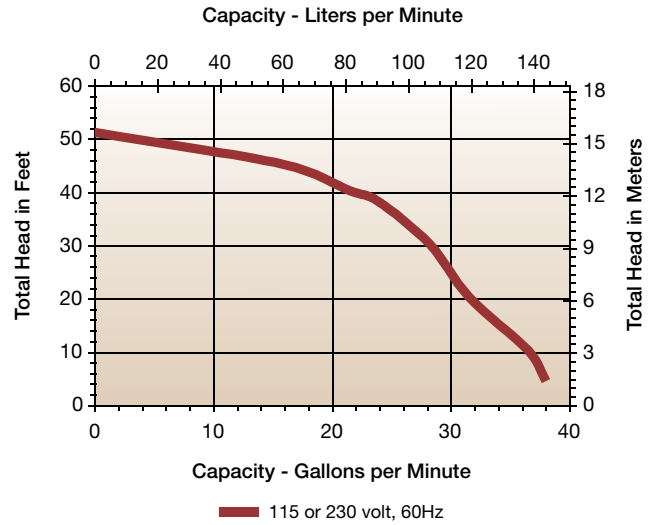
Discharge: 3/4" MNPT (19 mm)

Intake: 1" FNPT (25.4 mm)

Impeller: Glass-filled polypropylene
w/ carbon bushing

Electrical: 115 V, 50/60 Hz,
11.6/9.4 A
230 V, 50/60 Hz,
5.8/4.7 A

Performance Curve



Model Characteristics

Item #	Model	Volts	Cord	Capacity
586504	TE-6-MD-SC	115/230	Not included	38 gpm 143.8 lpm
586598	TE-6-MD-SC Pump head less motor	-	-	-

NOTE: Although no pump should be operated dry, the TE-6-MD-SC models have a run-dry capability of up to eight hours without damage.

Magnetic Drive Pumps

SC SERIES 3/4 HP

Non-Submersible, In-line Use

TE-7-MD-SC



Applications

- Circulation of moderately corrosive acids, alkalis, solvents, brine, plating solutions, sterile solutions, and other moderately corrosive chemicals and solutions that are compatible with the pump's material of construction

Features

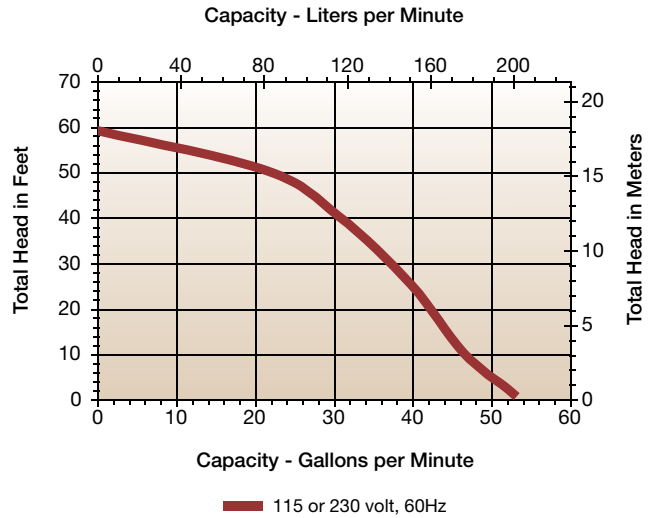
- 3/4 hp TEFC motor
- Glass-filled polypropylene volute
- Glass-filled polyphenylene sulfide backplate
- 1.1 specific gravity
- Fluoroelastomer (FKM) O-ring
- Ceramic thrust washers and shaft
- cCSAus listed

Series Specifications

RPM: 2850/3450
Capacity: 53 gpm (200.6 lpm)
Shut Off: 58.5' (17.8 m)
Liquid Temperature: 150 °F (66 °C)
Discharge: 1" MNPT (25.4 mm)
Intake: 1-1/2" FNPT (38 mm)

Impeller: Glass-filled polypropylene w/ carbon bushing
Electrical: 115 V, 50/60 Hz, 10.4/11.8 A
 230 V, 50/60 Hz, 5.2/5.9 A

Performance Curve



Model Characteristics

Item #	Model	Volts	Cord	Capacity
587400	TE-7-MD-SC	115/230	Not included	53 gpm 200.6 lpm

NOTE: Although no pump should be operated dry, the TE-7-MD-SC models have a run-dry capability of up to eight hours without damage.

Magnetic Drive Pumps

HC SERIES 1/30 HP

Non-Submersible, In-line Use

2-MD-HC



Applications

- Circulation of highly corrosive acids, alkalis, solvents, brine, plating solutions, sterile solutions, and other highly corrosive chemicals and solutions that are compatible with the pump's material of construction

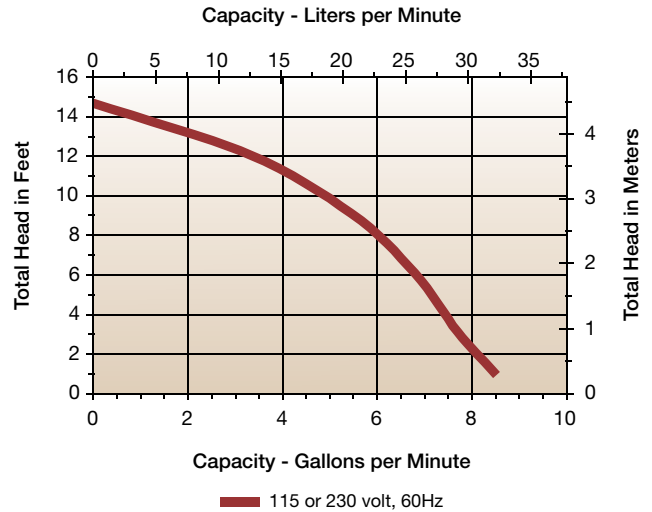
Features

- 1/30 hp open FC motor
- Glass-filled polyphenylene sulfide magnet housing and volute
- 1.1 specific gravity
- Fluoroelastomer (FKM) O-ring
- Ceramic thrust washers and shaft
- C-CCSAus listed (580603 and 580613)

Series Specifications

RPM: 3100 (580603) 2700/3000 (580613)	Impeller: Glass-filled polyphenylene sulfide w/ carbon bushing
Capacity: 8.5 gpm (32.2 lpm)	Electrical: 115 V, 60 Hz, 1.7 A
Shut Off: 14.6' (4.4 m)	230 V, 50/60 Hz, 0.65/0.64 A
Liquid Temperature: 200 °F (93.3 °C)	
Discharge: 1/2" MNPT (12.7 mm)	
Intake: 1/2" FNPT (12.7 mm)	

Performance Curve



Model Characteristics

Item #	Model	Volts	Cord	Capacity
580603	2-MD-HC	115	6' 1.8 m	8.5 gpm 32.2 lpm
580613	2-MD-HC	230	6' 1.8 m (w/o plug)	8.5 gpm 32.2 lpm
580698	2-MD-HC Pump head less motor	-	-	-

NOTE: Although no pump should be operated dry, the 2-MD-HC models with carbon bushing and ceramic shaft have a run-dry capability of up to eight hours without damage.

Magnetic Drive Pumps

HC SERIES 1/12 HP

Non-Submersible, In-line Use

3-MD-HC



Applications

- Circulation of highly corrosive acids, alkalis, solvents, brine, plating solutions, sterile solutions, and other highly corrosive chemicals and solutions that are compatible with the pump's material of construction

Features

- 1/12 hp open FC motor
- Glass-filled polyphenylene sulfide magnet housing and volute
- 1.1 specific gravity
- Fluoroelastomer (FKM) O-ring
- Ceramic thrust washers and shaft
- C-cCSAus listed (581603 and 581613)

Series Specifications

RPM: 3100 (581603)
2700/3000 (581613)

Capacity: 12.5 gpm (47.3 lpm)

Shut Off: 21.9' (6.7 m)

Liquid Temperature: 200 °F (93.3 °C)

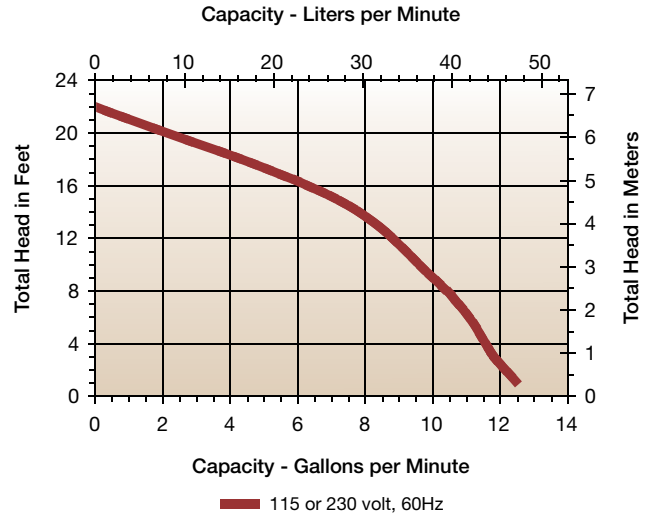
Discharge: 1/2" MNPT (12.7 mm)

Intake: 3/4" FNPT (19 mm)

Impeller: Glass-filled polyphenylene sulfide w/ carbon bushing

Electrical: 115 V, 60 Hz, 2.4 A
230 V, 60 Hz, 1.2 A

Performance Curve



Model Characteristics

Item #	Model	Volts	Cord	Capacity
581603	3-MD-HC	115	6' 1.8 m	12.5 gpm 47.3 lpm
581613	3-MD-HC	230	6' 1.8 m (w/o plug)	12.5 gpm 47.3 lpm
581697	3-MD-HC Pump head less motor	-	-	-


NOTE: Although no pump should be operated dry, the 3-MD-HC models with carbon bushing and ceramic shaft have a run-dry capability of up to eight hours without damage.

Magnetic Drive Pumps

HC SERIES 1/25 HP

Non-Submersible, In-line Use

3-MD-MT-HC



Applications

- Circulation of highly corrosive acids, alkalis, solvents, brine, plating solutions, sterile solutions, and other highly corrosive chemicals and solutions that are compatible with the pump's material of construction

Features

- 1/25 hp open FC motor
- Glass-filled polyphenylene sulfide magnet housing and volute
- 1.1 specific gravity
- Fluoroelastomer (FKM) O-ring
- Ceramic thrust washers and shaft
- CcCSAus listed (578603)

Series Specifications

RPM: 3100

Capacity: 8.5 gpm (32.2 lpm)

Shut Off: 16.2' (4.9 m)

Liquid Temperature: 200 °F (93.3 °C)

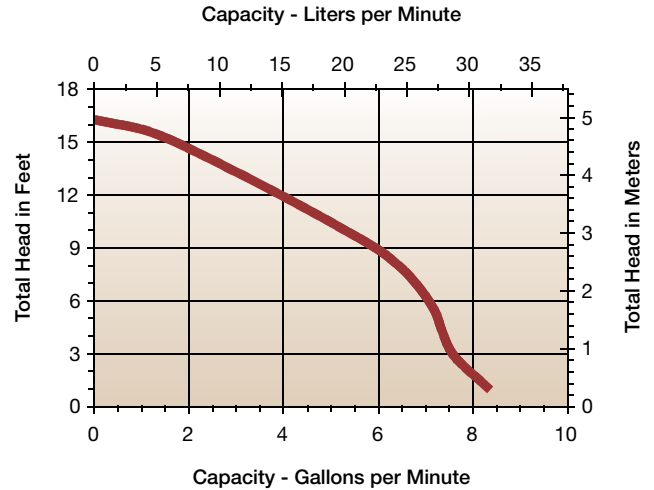
Discharge: 1/2" MNPT (12.7 mm)

Intake: 1/2" MNPT (12.7 mm)

Impeller: Glass-filled polyphenylene sulfide w/ carbon bushing

Electrical: 115 V, 50/60 Hz, 1.3 A

Performance Curve



Model Characteristics

Item #	Model	Volts	Cord	Capacity
578603	3-MD-MT-HC	115	6' 1.8 m	8.5 gpm 32.2 lpm
578697	3-MD-MT-HC Pump head less motor (w/o base)	-	-	-
578698	3-MD-MT-HC Pump head less motor (w/ base)	-	-	-

NOTE: Although no pump should be operated dry, the 3-MD-MT-HC models with carbon bushing and ceramic shaft have a run-dry capability of up to eight hours without damage.

Magnetic Drive Pumps

HC SERIES 1/25 HP

Non-Submersible, In-line Use

TE-3-MD-HC



Applications

- Circulation of highly corrosive acids, alkalis, solvents, brine, plating solutions, sterile solutions, and other highly corrosive chemicals and solutions that are compatible with the pump's material of construction

Features

- 1/25 hp TEFC motor
- Glass-filled polyphenylene sulfide magnet housing and volute
- 1.1 specific gravity
- Fluoroelastomer (FKM) O-ring
- Ceramic thrust washers and shaft
- C-CCSAus listed (581604, 581605 and 581614)

Series Specifications

RPM: 3100 (581604)
2750/3200 (581614)

Impeller: Glass-filled polyphenylene sulfide w/ carbon bushing

Capacity: 9.75 gpm (36.9 lpm)

Electrical: 115 V, 60 Hz, 1.3 A
230 V, 50/60 Hz,
1.1/0.8 A

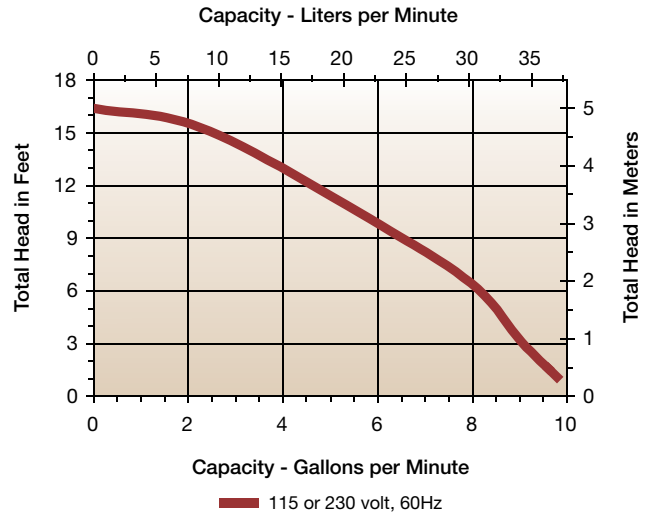
Shut Off: 16.3' (4.9 m)

Liquid Temperature: 200 °F (93.3 °C)

Discharge: 1/2" MNPT (12.7 mm)

Intake: 1/2" FNPT (12.7 mm)

Performance Curve



Model Characteristics

Item #	Model	Volts	Cord	Capacity
581604	TE-3-MD-HC	115	6' 1.8 m	9.75 gpm 36.9 lpm
581605	TE-3-MD-HC	115	6' 1.8 m	9.75 gpm 36.9 lpm
581614	TE-3-MD-HC	230	6' 1.8 m (w/o plug)	9.75 gpm 36.9 lpm
581698	TE-3-MD-HC Pump head less motor	-	-	-


NOTE: Although no pump should be operated dry, the TE-3-MD-HC models with carbon bushing and ceramic shaft have a run-dry capability of up to eight hours without damage.

Magnetic Drive Pumps

HC SERIES 1/10 HP

Non-Submersible, In-line Use

4-MD-HC



Applications

- Circulation of highly corrosive acids, alkalis, solvents, brine, plating solutions, sterile solutions, and other highly corrosive chemicals and solutions that are compatible with the pump's material of construction

Features

- 1/10 hp open FC PSC motor
- Glass-filled polyphenylene sulfide magnet housing and volute
- 1.1 specific gravity
- Fluoroelastomer (FKM) O-ring
- Ceramic thrust washers and shaft
- 1" FNPT (25.4 mm) intake
- C-CCSAus listed (582603)

Series Specifications

RPM: 3000

Capacity: 14 gpm (53 lpm)

Shut Off: 24.3' (7.4 m)

Liquid Temperature: 200 °F (93.3 °C)

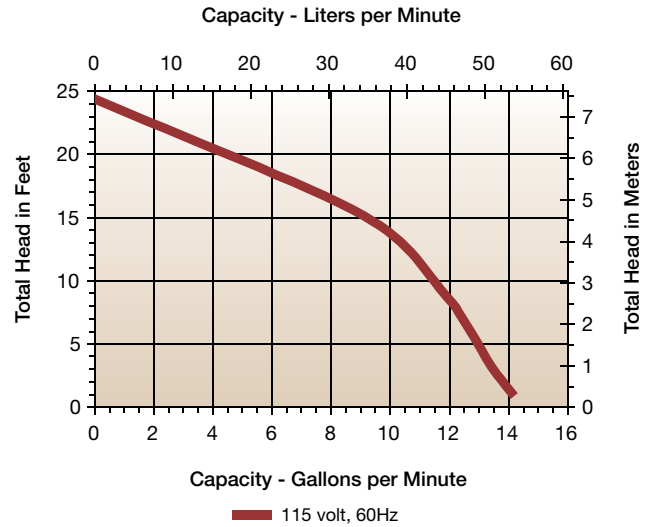
Discharge: 1/2" MNPT (12.7 mm)

Intake: 1" FNPT (25.4 mm)

Impeller: Glass-filled polyphenylene sulfide w/ carbon bushing

Electrical: 115 V, 50/60 Hz, 1.7 A

Performance Curve



Model Characteristics

Item #	Model	Volts	Cord	Capacity
582603	4-MD-HC	115	6' 1.8 m	14 gpm 53 lpm
582698	4-MD-HC Pump head less motor	-	-	-

NOTE: Although no pump should be operated dry, the 4-MD-HC model with carbon bushing and ceramic shaft has a run-dry capability of up to eight hours without damage.

Magnetic Drive Pumps

HC SERIES 1/10 HP

Non-Submersible, In-line Use

TE-4-MD-HC



Applications

- Circulation of highly corrosive acids, alkalis, solvents, brine, plating solutions, sterile solutions, and other highly corrosive chemicals and solutions that are compatible with the pump's material of construction

Features

- 1/10 hp open TEFC PSC motor
- Glass-filled polyphenylene sulfide magnet housing and volute
- 1.1 specific gravity
- Fluoroelastomer (FKM) O-ring
- Ceramic thrust washers and shaft
- C-CCSAus listed

Series Specifications

RPM: 3000 (582604)
2750/3000 (582614)

Capacity: 14 gpm (53 lpm)

Shut Off: 24.3' (7.4 m)

Liquid Temperature: 200 °F (93.3 °C)

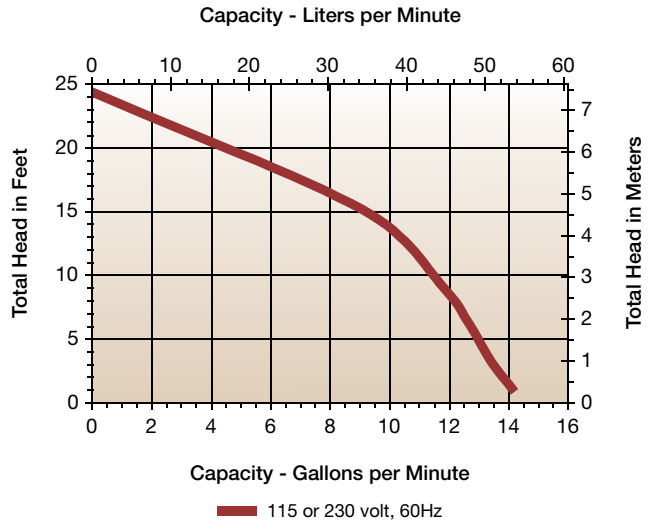
Discharge: 1/2" MNPT (12.7 mm)

Intake: 1" FNPT (25.4 mm)

Impeller: Glass-filled polyphenylene sulfide w/ carbon bushing

Electrical: 115 V, 60 Hz, 1.7 A
230 V, 50/60 Hz,
0.5/0.7 A

Performance Curve



Model Characteristics

Item #	Model	Volts	Cord	Capacity
582604	TE-4-MD-HC	115	6'	14 gpm
			1.8 m	53 lpm
582614	TE-4-MD-HC	230	6'	14 gpm
			1.8 m (w/o plug)	53 lpm

NOTE: Although no pump should be operated dry, the TE-4-MD-HC models with carbon bushing and ceramic shaft have a run-dry capability of up to eight hours without damage.

Magnetic Drive Pumps

HC SERIES 1/8 HP

Non-Submersible, In-line Use

5-MD-HC



Applications

- Circulation of highly corrosive acids, alkalis, solvents, brine, plating solutions, sterile solutions, and other highly corrosive chemicals and solutions that are compatible with the pump's material of construction

Features

- 1/8 hp open FC PSC motor
- Glass-filled polyphenylene sulfide magnet housing and volute
- 1.1 specific gravity
- Fluoroelastomer (FKM) O-ring
- Ceramic thrust washers and shaft
- C-CCSAus listed (583603 and 583613)

Series Specifications

RPM: 3000 (583603)
2500/3000 (583613)

Impeller: Glass-filled polyphenylene sulfide w/ carbon bushing

Capacity: 17.5 gpm (66.2 lpm)

Electrical: 115 V, 50/60 Hz, 2 A
230 V, 50/60 Hz, 0.9 A

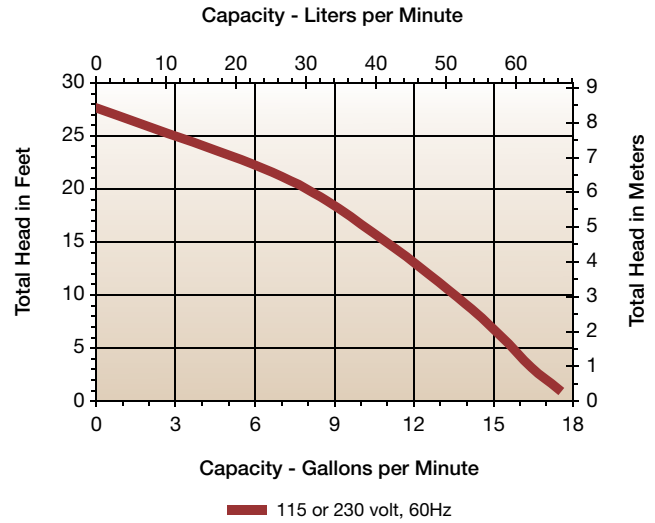
Shut Off: 27.5' (8.4 m)

Liquid Temperature: 200 °F (93.3 °C)

Discharge: 1/2" MNPT (12.7 mm)

Intake: 1" FNPT (25.4 mm)

Performance Curve



Model Characteristics

Item #	Model	Volts	Cord	Capacity
583603	5-MD-HC	115	6' 1.8 m	17.5 gpm 66.2 lpm
583613	5-MD-HC	230	6' 1.8 m (w/o plug)	17.5 gpm 66.2 lpm
583698	5-MD-HC Pump head less motor	-	-	-

NOTE: Although no pump should be operated dry, the 5-MD-HC models with carbon bushing and ceramic shaft have a run-dry capability of up to eight hours without damage.

Magnetic Drive Pumps

HC SERIES 1/8 HP

Non-Submersible, In-line Use

TE-5-MD-HC



Applications

- Circulation of highly corrosive acids, alkalis, solvents, brine, plating solutions, sterile solutions, and other highly corrosive chemicals and solutions that are compatible with the pump's material of construction

Features

- 1/8 hp TEFC PSC motor
- Glass-filled polyphenylene sulfide magnet housing and volute
- 1.1 specific gravity
- Fluoroelastomer (FKM) O-ring
- Ceramic thrust washers and shaft
- C-CCSAus listed (584604)

Series Specifications

RPM: 2850/3450

Capacity: 20 gpm (75.7 lpm)

Shut Off: 29.3' (8.9 m)

Liquid Temperature: 200 °F (93.3 °C)

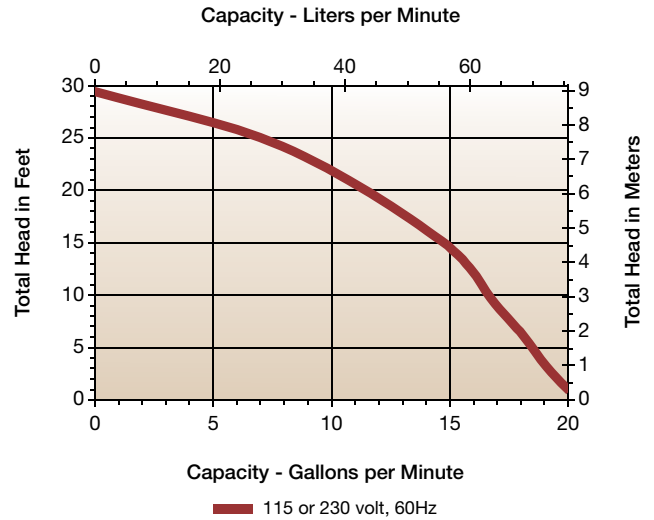
Discharge: 1/2" MNPT (12.7 mm)

Intake: 1" FNPT (25.4 mm)

Impeller: Glass-filled polyphenylene sulfide w/ carbon bushing

Electrical: 115 V, 50/60 Hz, 2.3/3 A
230 V, 50/60 Hz,
1.3/1.4 A

Performance Curve



Model Characteristics

Item #	Model	Volts	Cord	Capacity
584604	TE-5-MD-HC	115/230	6' 1.8 m Cord not installed	20 gpm 75.7 lpm
584698	TE-5-MD-HC Pump head less motor	-	-	-

NOTE: Although no pump should be operated dry, the TE-5-MD-HC model with carbon bushing and ceramic shaft has a run-dry capability of up to eight hours without damage.

Magnetic Drive Pumps

HC SERIES 1/3 HP

Non-Submersible, In-line Use

TE-5.5-MD-HC



Applications

- Circulation of highly corrosive acids, alkalis, solvents, brine, plating solutions, sterile solutions, and other highly corrosive chemicals and solutions that are compatible with the pump's material of construction

Features

- 1/3 hp TEFC motor
- Glass-filled polyphenylene sulfide volute and backplate
- 1.1 specific gravity
- Fluoroelastomer (FKM) O-ring
- Ceramic thrust washers and shaft
- cCSAus listed

Series Specifications

RPM: 2850/3450

Capacity: 32 gpm (121.1 lpm)

Shut Off: 40.5' (12.3 m)

Liquid Temperature: 180 °F (82.2 °C)

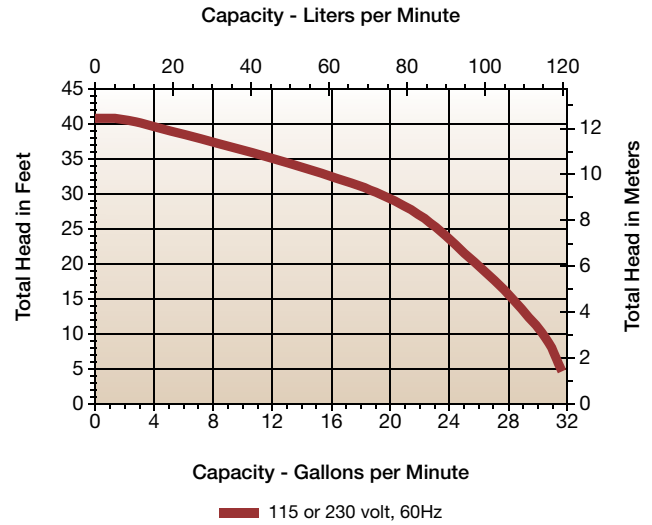
Discharge: 3/4" MNPT (19 mm)

Intake: 1" FNPT (25.4 mm)

Impeller: Glass-filled polyphenylene sulfide w/ carbon bushing

Electrical: 115 V, 50/60 Hz, 5.6/5 A
230 V, 50/60 Hz,
2.8/2.5 A

Performance Curve



Model Characteristics

Item #	Model	Volts	Cord	Capacity
585604	TE-5.5-MD-HC	115/230	Not included	32 gpm 121.1 lpm
585698	TE-5.5-MD-HC Pump head less motor	-	-	-

NOTE: Although no pump should be operated dry, the TE-5.5-MD-HC model with carbon bushing and ceramic shaft has a run-dry capability of up to eight hours without damage.

Magnetic Drive Pumps

HC SERIES 1/2 HP

Non-Submersible, In-line Use

TE-6-MD-HC



Applications

- Circulation of highly corrosive acids, alkalis, solvents, brine, plating solutions, sterile solutions, and other highly corrosive chemicals and solutions that are compatible with the pump's material of construction

Features

- 1/2 hp TEFC split phase motor
- Glass-filled polyphenylene sulfide volute and backplate
- 1.1 specific gravity
- Fluoroelastomer (FKM) O-ring
- Ceramic thrust washers and shaft
- cCSAus listed

Series Specifications

RPM: 2850/3450

Capacity: 38 gpm (143.8 lpm)

Shut Off: 51' (15.5 m)

Liquid Temperature: 180 °F (82.2 °C)

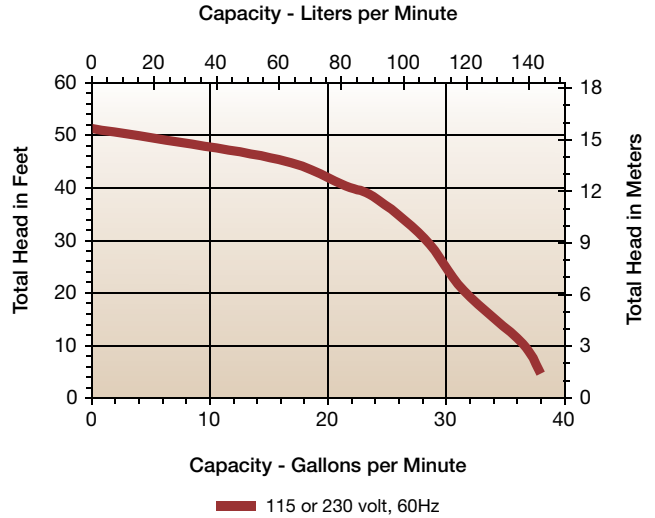
Discharge: 3/4" MNPT (19 mm)

Intake: 1" FNPT (25.4 mm)

Impeller: Glass-filled polyphenylene sulfide w/ carbon bushing

Electrical: 115 V, 50/60 Hz,
11.6/9.4 A
230 V, 50/60 Hz,
5.8/4.7 A

Performance Curve



Model Characteristics

Item #	Model	Volts	Cord	Capacity
586604	TE-6-MD-HC	115/230	Not included	38 gpm 143.8 lpm
586698	TE-6-MD-HC Pump head less motor	-	-	-

NOTE: Although no pump should be operated dry, the TE-6-MD-HC model with carbon bushing and ceramic shaft has a run-dry capability of up to eight hours without damage.

Magnetic Drive Pumps

HC SERIES 3/4 HP

Non-Submersible, In-line Use

TE-7-MD-HC



Applications

- Circulation of highly corrosive acids, alkalis, solvents, brine, plating solutions, sterile solutions, and other highly corrosive chemicals and solutions that are compatible with the pump's material of construction

Features

- 3/4 hp TEFC PSC motor
- Glass-filled polyphenylene sulfide volute and backplate
- 1.1 specific gravity
- Fluoroelastomer (FKM) O-ring
- Ceramic thrust washers and shaft
- cCSAus listed (587010 and 587040)

Series Specifications

RPM: 2850/3450

Capacity: 53 gpm (200.6 lpm)

Shut Off: 58.9' (17.9 m)

Liquid Temperature: 200 °F (93.3 °C)

Discharge: 1" MNPT (25.4 mm)

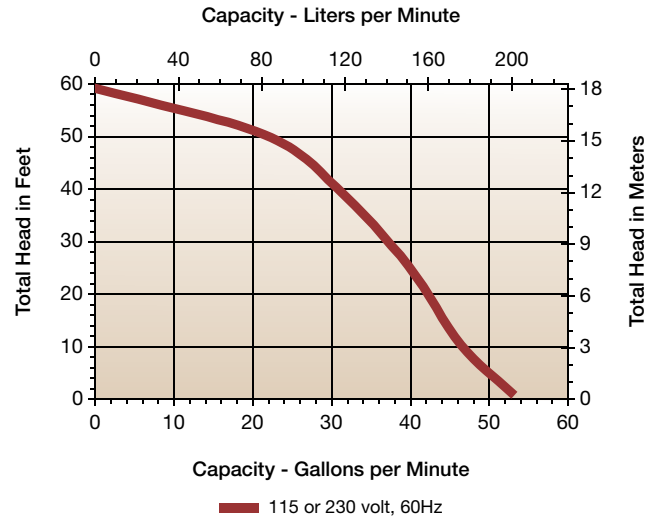
Intake: 1-1/2" FNPT (38 mm)

Impeller: Glass-filled polyphenylene sulfide w/ carbon bushing

Electrical: 115 V, 50/60 Hz,
10.4/11.8 A

3 Phase: 230 V, 50/60 Hz, 5.2/5.9 A
460 V, 50/60 Hz, 1.2/1.5 A

Performance Curve



Model Characteristics

Item #	Model	Volts	Cord	Capacity
587010	TE-7-MD-HC	115/230	Not included	53 gpm 200.6 lpm
587040	TE-7-MD-HC	230/460 3 Phase	Not included	53 gpm 200.6 lpm
587103	TE-7-MD-HC Pump head less motor	-	-	-

NOTE: Although no pump should be operated dry, the TE-7-MD-HC models with carbon bushing and ceramic shaft have a run-dry capability of up to eight hours without damage.

Magnetic Drive Pumps

CK SERIES 1/3 HP

Non-Submersible, In-line Use

TE-5.5-MD-CK



Applications

- Circulation of highly corrosive acids, alkalis, solvents, brine, plating solutions, sterile solutions, and other highly corrosive chemicals and solutions that are compatible with the pump's material of construction

Features

- 1/3 hp TEFC split phase motor
- Carbon-filled PVDF volute and backplate
- 1.1 specific gravity
- Fluoroelastomer (FKM) O-ring
- Ceramic thrust washers and shaft
- cCSAus listed

Series Specifications

RPM: 2850/3450

Capacity: 32 gpm (121.1 lpm)

Shut Off: 40.5' (12.3 m)

Liquid Temperature: 200 °F (93.3 °C)

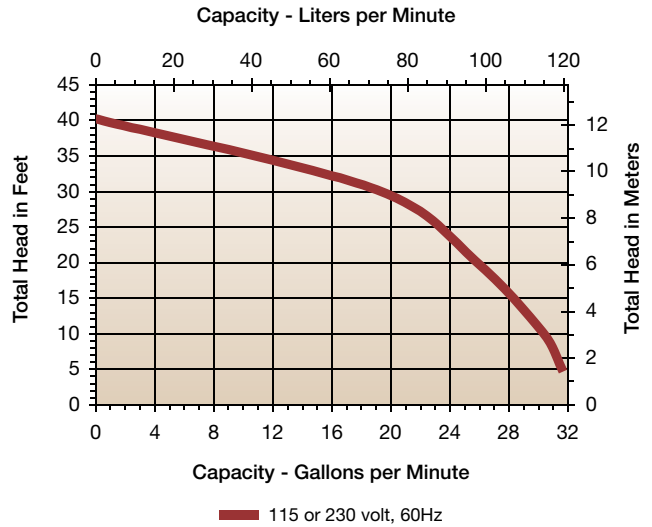
Discharge: 3/4" MNPT (19 mm)

Intake: 1" FNPT (25.4 mm)

Impeller: Carbon-filled PVDF with mica-filled PTFE bushing*

Electrical: 115 V, 50/60 Hz,
5.6/5.0 A
230 V, 50/60 Hz,
2.8/2.5 A

Performance Curve



Model Characteristics

Item #	Model	Volts	Cord	Capacity
585600	TE-5.5-MD-CK	115/230	Not included	32 gpm 121.1 lpm

* This pump does NOT have run dry capabilities.

Magnetic Drive Pumps

CK SERIES 1/2 HP

Non-Submersible, In-line Use

TE-6-MD-CK



Applications

- Circulation of highly corrosive acids, alkalis, solvents, brine, plating solutions, sterile solutions, and other highly corrosive chemicals and solutions that are compatible with the pump's material of construction

Features

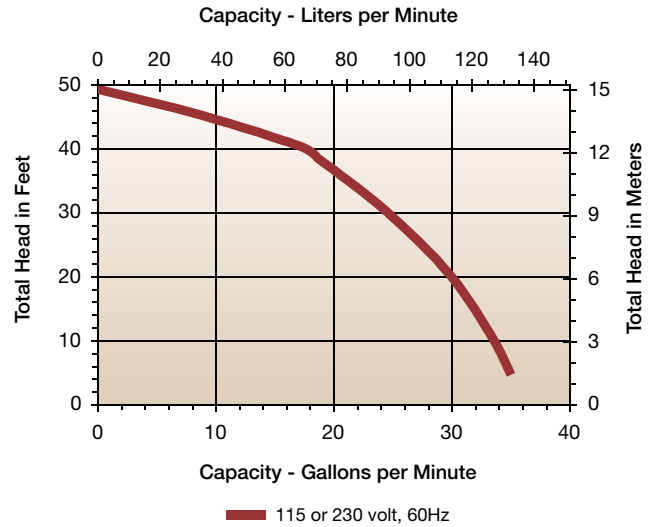
- 1/2 hp TEFC split phase motor
- Carbon-filled PVDF volute and backplate
- 1.1 specific gravity
- Fluoroelastomer (FKM) O-ring
- Ceramic thrust washers and shaft
- C-CCSAus listed

Series Specifications

RPM: 2850/3450
Capacity: 35 gpm (132.4 lpm)
Shut Off: 49' (14.9 m)
Liquid Temperature: 200 °F (93.3 °C)
Discharge: 3/4" MNPT (19 mm)
Intake: 1" FNPT (25.4 mm)

Impeller: Carbon-filled PVDF bushing
Electrical: 115 V, 50/60 Hz, 11.6/9.4 A
 230 V, 50/60 Hz, 5.8/4.7 A

Performance Curve



Model Characteristics

Item #	Model	Volts	Cord	Capacity
586600	TE-6-MD-CK	115/230	Not included	35 gpm 132.4 lpm

Magnetic Drive Pumps

CK SERIES 1/2 HP

Non-Submersible, In-line Use

TE-6-MD-CK



Applications

- Circulation of highly corrosive acids, alkalis, solvents, brine, plating solutions, sterile solutions, and other highly corrosive chemicals and solutions that are compatible with the pump's material of construction

Features

- 1/2 hp TEFC split phase motor
- Carbon-filled PVDF volute and backplate
- 1.1 specific gravity
- Fluoroelastomer (FKM) O-ring
- Ceramic thrust washers and shaft
- C-CCSAus listed

Series Specifications

RPM: 2850/3450

Capacity: 35 gpm (132.4 lpm)

Shut Off: 49' (14.9 m)

Liquid Temperature: 200 °F (93.3 °C)

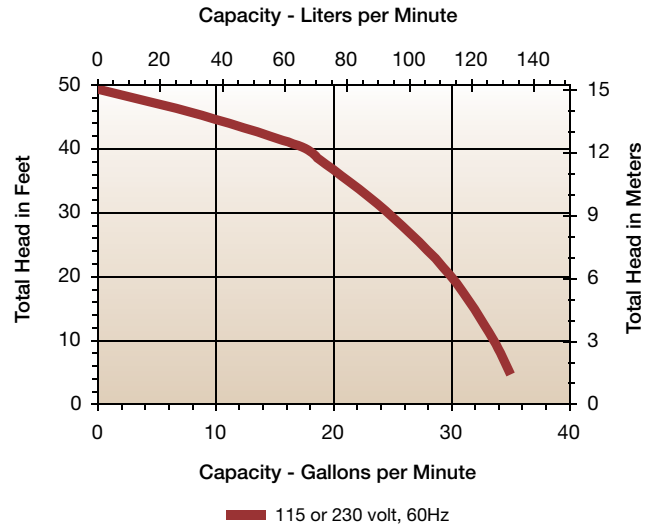
Discharge: 3/4" MNPT (19 mm)

Intake: 1" FNPT (25.4 mm)

Impeller: Carbon-filled PVDF with mica-filled PTFE bushing

Electrical: 115 V, 50/60 Hz, 11.6/9.4 A
230 V, 50/60 Hz, 5.8/4.7 A

Performance Curve



Model Characteristics

Item #	Model	Volts	Cord	Capacity
586610	TE-6-MD-CK	115/230	Not included	35 gpm 132.4 lpm

Magnetic Drive Pumps

CK SERIES 3/4 HP

Non-Submersible, In-line Use

TE-7-MD-CK



Applications

- Circulation of highly corrosive acids, alkalis, solvents, brine, plating solutions, sterile solutions, and other highly corrosive chemicals and solutions that are compatible with the pump's material of construction

Features

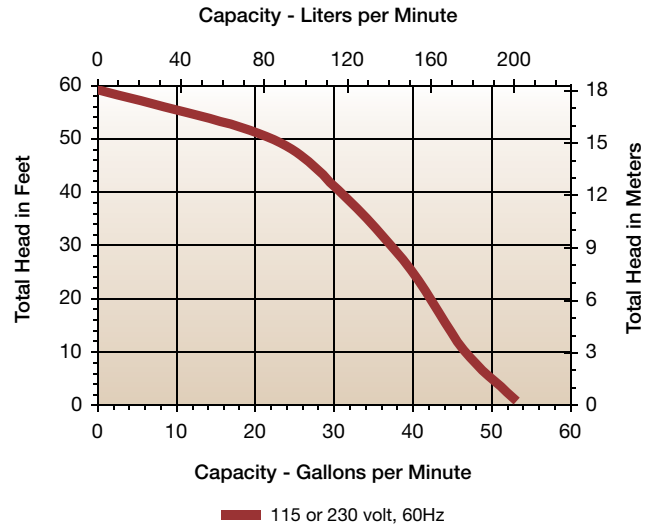
- 3/4 hp TEFC PSC motor
- Carbon-filled PVDF volute and backplate
- 1.1 specific gravity
- Fluoroelastomer (FKM) O-ring
- Ceramic thrust washers and shaft
- 1-1/2" FNPT (38 mm) intake
- cCSAus listed (587600 and 587603)

Series Specifications

RPM: 2850/3450
Capacity: 53 gpm (200.6 lpm)
Shut Off: 58.5' (17.8 m)
Liquid Temperature: 200 °F (93.3 °C)
Discharge: 1" MNPT (25.4 mm)
Intake: 1-1/2" FNPT (38 mm)

Impeller: Carbon-filled PVDF bushing
Electrical: 115 V, 50/60 Hz, 10.4/11.8 A
3 Phase: 230 V, 50/60 Hz, 5.2/5.9 A
 460 V, 50/60 Hz, 1.2/1.5 A














Performance Curve









































Model Characteristics

Item #	Model	Volts	Cord	Capacity
587600	TE-7-MD-CK	115/230	Not included	53 gpm 200.6 lpm
587603	TE-7-MD-CK	230/460 3 Phase	Not included	53 gpm 200.6 lpm
587106	TE-7-MD-CK Pump head less motor	-	-	-







Utility Pumps

Item #	Model	hp	Performance (gph @ Height in Feet)							Shut Off (ft)	PSI	Volts	Cord (ft)	Weight (lbs)	Dimensions (inches)			List/Cert.
			1'	3'	5'	10'	15'	20'	22'						Height	Length	Width	
555502	360	1/10	360	350	330	300	285	250	-	-	20.9	115	6	4.7	4.5	6.6	4	
555103	360S	1/10	360	350	330	300	285	250	-	-	20.9	115	6	4.7	4.5	6.6	4	
555122	360K	1/10	360	350	330	300	285	250	-	-	20.9	115	6	4.7	4.5	6.6	4	
555507	370	1/10	360	350	330	300	285	250	-	-	20.9	115	6	4.7	4.5	6.6	4	
555602	365	1/10	300	280	270	240	222	202	195	-	20.9	12VDC	12" (Leads)	4.7	4.5	6.6	4	-
555203	365S	1/10	300	280	270	240	222	202	195	-	20.9	12VDC	12" (Leads)	4.7	4.5	6.6	4	-
556501	B-1000	1/2	1200	1160	1125	975	760	485	450	26	11.2	115	6	3.4	4.75	4.5	4.75	
556001	BPLA	-	350	260	210	115	-	-	-	11	4.7	12VDC	56" (Leads)	3.4	2.13	5.5	2.13	-
555101	UPSP-5	1/2	-	-	-	-	-	1152	1080	105	45.4	115	10	17.8	9.15	9.9	5.5	
505300	5-ASP	1/6	1200	1170	1100	1000	840	520	350	26.3	11.4	115	10	9	7.75	7.7	4.31	
505350	5-ASP-LL	1/6	1200	1170	1100	1000	840	520	350	26.3	11.4	115	18	10.25	7.75	7.7	4.31	
505400	5-ASP-FS	1/6	1200	1170	1100	1000	840	520	350	26.3	11.4	115	10	9	8.5	6.12	4.31	
505000	5-MSP	1/6	1200	1170	1100	1000	840	520	350	26.3	11.4	115	10	8.25	7.75	6.12	4.31	
505176	5-MSP	1/6	1200	1170	1100	1000	840	520	350	26.3	11.4	115	10	8.75	7.75	6.12	4.31	
505486	5-MSP (Black)	1/6	1200	1170	1100	1000	840	520	350	26.3	11.4	115	10	9	8.6	6.1	4.4	
505025	5-MSP	1/6	1200	1170	1100	1000	840	520	350	26.3	11.4	115	25	8.8	7.75	6.12	4.31	
505202	5-MSP	1/6	1200	1170	1100	1000	840	520	350	26.3	11.4	115	12	8.25	7.75	6.12	4.31	-

Small Submersible Pumps

Item #	Model	hp	Amps/ Watts	Performance (gph @ Height in Feet)							Shut Off (ft)	PSI	Volts	Cord (ft)	Weight (lbs)	Dimensions (inches)			List/Cert.
				1'	3'	5'	10'	15'	20'	22'						Height	Length	Width	
518087	1-EA-42	1/125	0.6/36	170	140	100	-	-	-	7	3	115	10	3.2	3.38	3.75	2.75		
518200	PE-1	1/125	0.6/36	170	140	100	-	-	-	7	3	115	6	3	3.6	3.5	2.8		
518400	PE-2H	1/40	0.8/47	300	270	240	130	-	-	12.2	5.3	115	6	4.2	4.2	4.8	2.8		
518600	PE-2.5F	1/28	1.4/80	475	440	395	270	-	-	13.4	5.8	115	6	4.7	4	4.6	4		
523003	P-AAA	1/160	0.5/30	120	70	-	-	-	-	4.6	2	115	6	2.8	3.9	3.9	3		
523086	P-AAA	1/160	0.5/30	120	70	-	-	-	-	4.6	2	115	10	3.2	3.9	3.9	3		
523112	P-AAA	1/160	0.4/30	120	70	-	-	-	-	4.6	2	230	12	3.2	3.9	3.9	3	-	
500000	1-AA	1/200	1.1/70	170	140	100	-	-	-	7	3	115	3	3	4.3	4.1	4.1		
500203	1-A	1/200	1.1/70	170	140	100	-	-	-	7	3	115	6	3.3	4.3	4.1	4.1		
521203	1-MA	1/200	1.1/70	170	140	100	-	-	-	7	3	115	6	3.2	4.3	3.6	3.4		
500303	1-42 A	1/200	1.1/70	170	140	100	-	-	-	7	3	115	6	3.3	4.6	4.1	4.1		
500386	1-42 AT	1/200	1.1/70	170	140	100	-	-	-	7	3	115	10	3.7	4.6	4.1	4.1		
501203	1-42	1/150	1.1/70	205	168	120	-	-	-	7.4	3.2	115	6	3.5	4.6	4.1	4.1		
501003	1	1/150	1.1/70	205	168	120	-	-	-	7.4	3.2	115	6	3.5	4.3	4.1	4.1		
501016	1-Y	1/150	0.6/70	205	168	120	-	-	-	7.4	3.2	230	12	3.8	4.3	4.1	4.1		
501025	1-Y	1/150	1.1/70	205	168	120	-	-	-	7.4	3.2	115	6	3.3	4.25	4.13	-		
502103	2E-N	1/40	1.7/100	300	255	205	70	-	-	11.8	5.1	115	6	5	4.8	5.5	3.5		
502186	2E-NT	1/40	1.7/100	300	255	205	70	-	-	11.8	5.1	115	10	5	4.8	5.5	3.5		
502116	2E-NY	1/40	1/100	300	255	205	70	-	-	11.8	5.1	230	12	5.2	4.8	5.5	3.5		
502203	2E-38N	1/40	1.7/100	300	255	205	70	-	-	11.8	5.1	115	6	4.8	4.8	5.5	3.5		
502403	2E-38N	1/40	1.7/100	300	255	205	70	-	-	11.8	5.1	115	6	4.8	4.8	5.5	3.5		
502216	2E-38NY	1/40	0.9/100	300	255	205	70	-	-	11.8	5.1	230	12	5.2	4.8	5.5	3.5		
502286	2E-38NT	1/40	1.7/100	300	255	205	70	-	-	11.8	5.1	115	10	5	4.8	5.5	3.5		
503603	3E-34N	1/15	2.5/208	670	650	575	460	260	-	20.3	8.8	115	10	8.3	5.5	7	4.5		
503103	3E-12N	1/15	3.2/200	500	435	337	210	65	-	17.3	7.5	115	6	8	5.5	7	4.5		
503403	3E-12N	1/15	3.2/200	500	435	337	210	65	-	17.3	7.5	115	6	8	5.5	7	4.5		
503186	3E-12NT	1/15	3.2/200	500	435	337	210	65	-	17.3	7.5	115	10	8.3	5.5	7	4.5		
503203	3E-12NR	1/15	3.2/200	670	650	575	460	260	-	22.6	9.8	115	6	8	5.5	7	4.5		
503216	3E-12NRY	1/15	1.7/200	600	580	517	414	230	-	21	9.1	230	12	8.8	5.5	7	4.5		
503003	3E-12R	1/15	3.2/200	525	510	490	450	380	260	25.9	11.2	115	6	8	5.5	7	4.5		
504103	4E-34N	1/12	3.5/210	710	690	670	580	380	150	23.1	10	115	6	8.5	5.5	7	4.5		
504186	4E-34NT	1/12	3.5/210	710	690	670	580	380	150	23.1	10	115	10	8.5	5.5	7	4.5		
504203	4E-34NR	1/12	3.5/210	810	790	745	613	415	173	24.5	10.6	115	6	8.5	5.5	7	4.5		
504216	4E-34NRY	1/12	1.8/210	810	790	745	613	415	173	24.5	10.6	230	12	8.5	5.5	7	4.5		
526003	NK-1	1/150	1.1/70	210	180	150	-	-	-	10.2	4.4	115	6	3.7	4.6	5	5	-	
527003	NK-2	1/40	1.7/100	325	300	270	130	-	-	12.3	5.3	115	6	4.5	4.6	5	5	-	
527176	NK-2	1/40	1.7/100	325	300	270	130	-	-	12.3	5.3	115	18	5.2	4.6	5	5	-	
527016	NK-2	1/40	0.9/100	325	300	270	130	-	-	12.3	5.3	230	12	4.8	4.6	5	5	-	
S225T-6	S225T-6	1/80	0.70/60	250	175	85	-	-	-	6	2.6	115	6	3.8	3.75	4.5	-		
S320T-6	S320T-6	1/40	1.5/89	360	335	305	150	-	-	12	5.2	115	6	4.3	3.75	4.5	-		
S580T-6	S580T-6	1/15	2.2/203	830	750	657	400	-	-	14	6.1	115	6	7.4	4.5	6.25	-		
S900T-6	S900T-6	1/12	2.5/234	855	790	725	500	175	-	16	6.9	115	6	7.5	4.5	6.25	-		
S1200T-6	S1200T-6	1/9	3.4/255	1070	1000	925	700	425	-	18	7.8	115	6	8.1	4.5	6.25	-		

Specialty Pumps

Item #	Model	hp	Amps/ Watts	Performance (gph @ Height in Feet)							Shut Off (ft)	PSI	Volts	Cord (ft)	Weight (lbs)	Dimensions (inches)			List/Cert.
				1'	3'	5'	9'	10'	30'	50'						Height	Length	Width	
531001	1-AA-OM	1/200	0.46/20	110	85	55	-	-	-	-	7	3.4	115	12" (Leads)	2	3.8	4.4	2.4	-
532002	35-OM	1/11	1.25/132	-	-	-	-	170	140	110	81	35	115	24" (Leads)	2.7	2.9	6.9	4	
532012	35-OM	1/11	0.6/132	-	-	-	-	170	140	110	81	35	230	24" (Leads)	2.7	2.9	6.9	4	-
518020	1-EAYS	1/125	0.6/36	170	140	100	-	-	-	-	7	3.1	115	6	2.8	4.2	2.8	3.2	
501020	1-YS	1/150	1.1/70	205	168	120	-	-	-	-	7.4	3.2	115	6	3.3	4.3	4.1	4.6	
501036	1-YS	1/150	0.6/70	205	168	120	-	-	-	-	7.4	3.2	230	6	3.5	4.3	4.1	4.6	-
502020	2E-NYS	1/40	1.7/100	300	255	205	70	-	-	-	11.8	5.1	115	6	4.8	5.6	5.5	3.5	
502303	2E-NDVR	1/40	1.7/100	300	255	205	70	-	-	-	11.8	5.1	115	6	5	4.6	5.7	3.5	-
579000	CMD-100-3B	1/125	0.43/34	180	85	-	-	-	-	-	4	1.7	115	15" (Leads)	5	3	4.9	6.6	
579200	CMD-100-5B	1/125	1.2/106	372	330	290	150	114	-	-	12	5.2	115	6	6.7	3	4.9	8	

Magnetic Drive Pumps

Item #	Model	hp	Amps/ Watts	Performance (gpm @ Height in Feet)							Shut Off (ft)	PSI	Volts	Cord (ft)	Weight (lbs)	Dimensions (inches)			List/Cert.
				1'	3'	6'	9'	15'	20'	30'						Height	Length	Width	
588001	1-AA-MD	1/200	0.4/16	2.7	1.8	-	-	-	-	-	5.4	2.4	115	3	2.3	3.7	4.9	2.4	
588002	1-AA-MD	1/200	0.2/18.6	2.7	1.8	-	-	-	-	-	5.4	2.4	230	3	2.3	3.7	4.9	2.4	
588205	1-EUAA-MD	1/200	0.3/17	2.5	1.8	-	-	-	-	-	5	2.2	115	6	3	3.6	4.8	2.8	
589002	1-MD	1/70	.79/60	3	2.8	1.5	0.3	-	-	-	10.6	4.6	115	6	4	5	8.3	4	
589012	1-MD	1/70	.64/100	3	2.8	1.5	0.3	-	-	-	10.6	4.6	230	6	6.25	5	8.3	4	-
580002	2-MD	1/30	1.5/100	8.5	7.8	6.8	5.5	-	-	-	14.6	6.3	115	6	6.3	4.3	8.5	4	
580012	2-MD	1/30	.64/100	8.5	7.8	6.8	5.5	-	-	-	14.6	6.3	230	6	6.3	4.3	8.5	4	
581002	3-MD	1/20	1.4/105	9.1	8.4	7.1	5.7	2.5	-	-	16.1	7	115	6	7.5	4.3	8.5	4	
581031	3-MDX	1/25	1.65/126	7.6	7.2	6.8	6	3	-	-	19	8.2	115	6	6.3	5.3	8.3	3.5	
581030	3X-MDX	1/50	0.94/67	5.8	5	1.3	-	-	-	-	7	3	115	6	5.5	5.3	7.6	3.5	
581012	TE-3-MD	1/20	0.8/115	9.8	9.1	7.8	5.7	2.5	-	-	16.1	7	230	6	8	4.3	8.5	4	
582002	4-MD	1/12	2.4/213	11.5	11	10	9.1	6.5	3	-	23.7	10.2	115	6	8.5	4.3	8.9	4	
582012	4-MD	1/12	1.4/212	11.5	11	10	9.1	6.5	3	-	23.7	10.2	230	6	8.5	4.3	8.9	4	
583002	5-MD	1/8	2.1/200	15.1	14.6	13.5	12.5	10.6	8	-	34.6	15	115	6	9.3	5.6	8.3	5.4	
583012	5-MD	1/8	1/240	15.1	14.6	13.5	12.5	10.6	8	-	34.6	15	230	6	9.3	5.6	8.3	5.4	
589201	1.5-MD-SC	1/35	1.1/88	5.4	5	4.1	2.7	-	-	-	12.5	5.4	115	6	4.3	4.5	7.9	3.5	
589211	1.5-MD-SC	1/35	0.7/95	5.4	5	4.1	2.7	-	-	-	12.5	5.4	230	6	4.5	4.5	8	3.5	
589204	PE-1.5-MD-SC	1/35	0.9/63	5.4	5	4.1	2.7	-	-	-	12.8	5.5	115	6	5	3.8	7.5	4	
580503	2-MD-SC	1/25	1.43/109	8.5	7.8	6.8	5.5	-	-	-	14.6	6.3	115	6	6.3	5	8.9	4	
580513	2-MD-SC	1/25	0.64/100	8.5	7.8	6.8	5.5	-	-	-	14.6	6.3	230	6	6.3	5	8.9	4	
580509	2-MDIX-SC	1/30		12.8	10.7	6.2	-	-	-	-	8.1	3.5	115	6	6.3	5.3	9.3	3.9	
581503	3-MD-SC	1/12	2.4/190	12.5	11.8	11.1	10	7.1	2	-	21.9	9.5	115	6	8.5	5	9.8	4	
581513	3-MD-SC	1/12	1.2/190	12.5	11.8	11.1	10	7.1	2	-	21.9	9.5	230	6	8.5	5	9.8	4	
581509	3-MDIX-SC	1/15	0.9/100	18.3	16.7	14.6	11.5	-	-	-	14	6.1	115	6	9.3	5.2	11.7	3.9	
582503	4-MD-SC	1/10	1.7/185	14.2	13.5	12.8	11.8	9.2	4.2	-	24.3	10.5	115	6	9	4.9	9.6	5.5	
582509	4-MDIX-SC	1/10	1.3/145	22.1	20.4	18	15	5.2	-	-	17	7.4	115	6	9	5.2	9.9	5.1	
582504	TE-4-MD-SC	1/10	1.7/147	14.2	13.5	12.8	11.8	9.2	4.2	-	24.3	10.5	115	6	8	5	10.9	5.5	
582514	TE-4-MD-SC	1/10	0.7/150	14.2	13.5	12.8	11.8	9.2	4.2	-	24.3	10.5	230	6	9.8	4.9	10.6	5.5	
582515	TE-4-MDX-SC	1/8	0.6/145	22.8	21.1	18.8	15.8	8.3	-	-	17.3	7.5	230	6	10.3	5.3	10.9	5.4	
583503	5-MD-SC	1/8	2/208	17.5	16.5	15.3	14	10.9	8	-	27.5	11.9	115	6	9.3	5.5	8.7	5.5	
583513	5-MD-SC	1/8	1.1/240	17.5	16.5	15.3	14	10.9	8	-	27.5	11.9	230	6	9.3	5.5	8.7	5.5	
584504	TE-5-MD-SC	1/3	3/325	20	19.2	18.2	17	14.8	11.4	-	29.3	12.7	115/230	-	16	7.3	11.2	5.2	
585504	TE-5.5-MD-SC	1/2	5/525	-	33	31.5	30.5	28.5	25.8	19.2	40.5	17.5	115/230	-	27	7	15.3	8.8	
586504	TE-6-MD-SC	3/4	9.4/835	-	39	38	36.5	34	31.7	28.3	51	22	115/230	-	31	7	15.3	8.8	
587400	TE-7-MD-SC	1/30	11.8/1230	53	51.5	49.5	48	44	42	36.5	58.5	25.5	115/230	-	40	8.3	17.3	8	
580603	2-MD-HC	1/30	1.7/131	8.5	7.8	6.8	5.5	-	-	-	14.6	6.3	115	6	6.5	5	8.9	4	
580613	2-MD-HC	1/12	0.64/100	8.5	7.8	6.8	5.5	-	-	-	14.6	6.3	230	6	6.5	5	8.8	4	
581603	3-MD-HC	1/12	2.4/180	12.5	11.8	11.1	10	7.1	2	-	21.9	9.5	115	6	8.8	5	8.9	4	
581613	3-MD-HC	1/25	1.2/169	12.5	11.8	11.1	10	7.1	2	-	21.9	9.5	230	6	8.5	5	8.9	4	
578603	3-MD-MT-HC	1/25	1.3/94	8.3	7.6	7.1	5.9	1.7	-	-	16.2	7	115	6	6.5	5.5	7.9	3.9	
581604	TE-3-MD-HC	1/20	1.3/107	9.8	9.1	8.2	6.5	2.5	-	-	16.3	7.1	115	6	8.8	5	8.9	4	
581614	TE-3-MD-HC	1/25	0.8/120	9.8	9.1	8.2	6.5	2.5	-	-	16.3	7.1	230	6	8.3	5	8.9	4	
581605	TE-3-MD-HC	1/10	1.3/94	9.8	9.1	8.2	6.5	2.5	-	-	16.3	7.1	115	6	8.8	5	9.3	4	
582603	4-MD-HC	1/10	1.7/185	14.2	13.5	12.8	11.8	9.2	4.2	-	24.3	10.5	115	6	9.3	4.9	9.6	5.5	
582604	TE-4-MD-HC	1/10	1.7/178	14.2	13.5	12.8	11.8	9.2	4.2	-	24.3	10.5	115	6	10.3	5	10.9	5.5	
582614	TE-4-MD-HC	1/8	1.7/178	14.2	13.5	12	11.8	9.2	4.2	-	24.3	10.5	230	6	10	4.9	10.9	5.5	
583603	5-MD-HC	1/8	2.02/240	17.5	16.5	15.3	14	10.9	8	-	27.5	11.9	115	6	9.5	5.5	8.7	5.5	
583613	5-MD-HC	1/8	0.9/180	17.5	16.5	15.3	14	10.9	8	-	27.5	11.9	230	6	9.5	5.5	8.7	5.5	
584604	TE-5-MD-HC	1/3	3/325	20	19.2	18.2	17	14.8	11.4	-	29.3	12.7	115/230	-	16	7.3	11.2	5.2	
585604	TE-5.5-MD-HC	1/2	5/525	-	33	31.5	30.5	28	25.3	19.3	40.5	17.5	115/230	-	28	7	15.3	8.8	
586604	TE-6-MD-HC	3/4	9.4/835	-	39	37	36	34	32	28	51	22	115/230	-	29	7	15.3	8.8	
587010	TE-7-MD-HC	3/4	11.8/1230	53	51.5	49.5	48	44	42	36.54	58.9	25.5	115/230	-	40	8.3	17.3	8	
587040	TE-7-MD-HC	3/4	2.9/1230	53	51.5	49.5	48	44	42	36.5	58.9	25.5	230/460	-	32	8.3	17.3	8	
585600	TE-5.5-MD-CK	1/3	5/525	-	33	31.5	30.5	28	25.3	19.2	40.5	17.5	115/230	-	28	7	15.3	8.8	
586600	TE-6-MD-CK	1/2	9.4/835	-	39	37	36	34	32	28	49.1	21.3	115/230	-	30	7	14.4	8.8	
586610	TE-6-MD-CK	1/2	9.4/835	-	39	37	36	34	32	28	49.1	21.3	115/230	-	30	7	14.4	8.8	
587600	TE-7-MD-CK	3/4	11.8/1230	53	51.5	49.5	48	44	42	36.5	58.5	25.5	115/230	-	40	8.3	17.3	8	
587603	TE-7-MD-CK	3/4	2.9/1230	53	51.5	49.5	48	44	42	36.54	58.5	25.5	230/460	-	33	8.3	17.3	8	

About Our Company.

In 2006, Franklin Electric Company acquired Little Giant Pump Company to solidify our position as a leading global supplier of water pumping systems for residential and commercial markets.

Little Giant® products – sump, sewage, effluent, utility, condensate removal and submersible industrial pumps – complement and broaden Franklin Electric's overall water systems offering.

Little Giant Pump Company, now Franklin Electric, offers the industry a well-respected brand of products – Little Giant. Founded on quality, availability, service, innovation and value, Franklin Electric continues to bring the Little Giant brand name advantage.

Franklin Electric is a global leader in the production and marketing of systems and components for the movement of water and automotive fuels. Recognized as a technical leader in its specialties, Franklin serves customers around the world in residential, commercial, agricultural, industrial, municipal, and fueling applications.

Long recognized as the world's largest manufacturer of submersible electric motors, Franklin Electric has been able to leverage its expertise in motor applications to grow and serve several different markets. The principal application for Franklin products is water well pumping systems, where the company offers pumps, motors, drives and controls. In addition, Franklin Electric produces a vast array of products for fueling systems and the water transfer market.

With 3,500 employees worldwide, Franklin Electric is a global manufacturer with over 25 manufacturing and distribution facilities located in the United States, Germany, Czech Republic, Italy, Mexico, Canada, Australia, Brazil, South Africa, China, and Japan.



Franklin Electric
P.O. Box 12010
Oklahoma City, OK 73157-2010
PH: 1-800-701-7894
FX: 1-800-678-7867
www.LittleGiantPump.com



Franklin Electric

Form 995403 3/12