


EEL ShorePower™

One hand. A simple twist.
Full power.



Introducing EEL ShorePower™ by Marinco

Broken rings, cross-threaded rings, or no ring at all have been a problem when trying to create a weathertight seal for shore power connections. Misusing the threaded ring can create unsafe operating situations and ruin a pleasant day of boating. Marinco's new, patented locking system eliminates the need for the traditional locking ring, creates a watertight seal every time, and ensures a safer boating experience.



EEL ShorePower

EEL stands for **Easily Engaged Lock**, and just like a real eel, the EEL ShorePower clamps down and doesn't let go to create a safe shore power connection and a watertight seal.

Patented Jaw Clamp technology

- Designed for use with the boss ring on NEMA inlets
- Will not damage inlet boss ring
- No threaded ring required—jaws have threads
- Create a watertight seal every time

Proprietary built-in cord light

- Added safety—alert light indicates if you are still plugged in at the dock

Power Indicator Light on both ends

- Informs you that power is flowing through the cord

Secondary lock for added security

- When engaged, the jaws cannot release

Universal Connection

- Connects to any brand, NEMA configured inlet
- Meets and exceeds the rigorous UL testing standards



Jaw clamp technology—
eliminates locking ring

Cord light

Water-tight seal

Secondary lock for
added security

LED power indicator






EEL ShorePower Cordsets

All EEL ShorePower Cordsets incorporate the highest quality, marine-grade construction for which Marincos is known:

- Watertight molded plug and connector ends for safety and durability
- Heavy-duty, super flexible marine grade cable (30 Amp 10 gauge, 50 Amp 6 gauge)
- Corrosion-resistant, nickel-plated contacts
- Available in yellow or white and a variety of lengths
- cULus approval



	Length	Color	Item #
 <p>NEMA L5-30R 30A 125V Locking</p>	30 Amp EEL Cordsets		
	12 ft	yellow	CS30-12
	25 ft	yellow	CS30-25
	50 ft	yellow	CS30-50
	50 ft	white	CS30-50W
 <p>NEMA SS-1 50A 125V Locking</p>	50 Amp 125 Volt EEL Cordsets (3-Wire)		
	25 ft	yellow	CS503-25
	50 ft	yellow	CS503-50
 <p>NEMA SS-2 50A 125/250V Locking</p>	50 Amp 125/250 Volt EEL Cordsets (4-Wire)		
	25 ft	yellow	CS504-25
	50 ft	yellow	CS504-50
	50 ft	white	CS504-50W



EEL ShorePower Pigtail Adapters

EEL ShorePower Pigtail Adapters enable you to connect from one dockside receptacle (or other power source receptacle) to one boatside inlet or equipment of dissimilar power configuration. In addition to the EEL ShorePower system, the Pigtail Adapters incorporate the highest quality, marine-grade construction for which Marincó is known:

- Sealing collar (where applicable) to create a weatherproof seal when joining cables together
- Heavy-duty, super flexible marine grade cable (30 Amp 10 gauge, 50 Amp 6 gauge)
- Watertight molded plug and connector ends for safety and durability.
- Corrosion-resistant, nickel-plated contacts
- Suitable for use in wet locations



Item #	BOAT SIDE		DOCK SIDE	
	FEMALE CONNECTOR Attaches to boat inlet or cordset		MALE PLUG Attaches to dockside receptacle or cordset	
P15-30				15A 125V Straight Blade w/ Locking Screw
P30-15				30A 125V Locking
P503-30				50A 125V Locking
P30-503				30A 125V Locking
P30-504				30A 125V Locking
P504-30				50A 125/250V Locking
P504-503				50A 125/250V Locking

EEL Y-Adapters

EEL ShorePower Y-Adapters enable you to split one dockside receptacle between two boat inlets of similar or dissimilar power configurations. In addition to the EEL ShorePower system, Y-Adapters incorporate the highest quality, marine-grade construction for which MarincO is known:

- Sealing collar to create a weatherproof seal when joining cables together
- Suitable for use in wet locations
- Watertight molded plug and connector ends for safety and durability.
- Heavy-duty, super flexible marine grade cable (30 Amp 10 gauge, 50 Amp 6 gauge)
- Corrosion-resistant, nickel-plated contacts



	BOAT SIDE		DOCK SIDE
	FEMALE CONNECTOR		MALE PLUG
Item #	Attaches to boat inlet or cordset		Attaches to dockside receptacle or cordset
Y503-2-30			
	2-30A 125V Locking w/ Sealing Collar System		50A 125V Locking
Y504-2-30			
	2-30A 125V Locking w/ Sealing Collar System		50A 125/250V Locking
Y504-2-503			
	2-50A 125V Locking w/ Sealing Collar System		50A 125/250V Locking
Y30-2-30			
	2-30A 125V Locking w/ Sealing Collar System		30A 125V Locking
Y504-2-504			
	2-50A 125/250V Locking w/ Sealing Collar System		50A 125/250V Locking



EEL ShorePower-Style Straight Adapters

EEL ShorePower-Style Straight Adapters are high-quality, one-piece adapters used much like Pigtail Adapters. However, they do not have sealing collars and are not recommended for use in wet locations. Use only in an enclosed, dry location, such as powering your boat from a 15A power receptacle inside your house. EEL ShorePower-style Straight Adapters add the following improved features:

- LED power indicator
- Ergonomic design for easier gripping



Item #	BOAT SIDE	DOCK SIDE
	FEMALE CONNECTOR Attaches to boat inlet or cordset	MALE PLUG Attaches to dockside receptacle or cordset
S20-15	15 or 20A 125V Straight Blade	20A 125V Locking
S30-15	15 or 20A 125V Straight Blade	30A 125V Locking
S15-30	30A 125V Locking	15A 125V Straight Blade
S20-30	30A 125V Locking	20A 125V Locking





Marinco
N85 W12545 Westbrook Crossing
Menomonee Falls, WI 53051
800.307.6702
800.799.3779 fax

marinco.com